

STANDARD FITTINGS

No. 10 – 90° Elbow
 No. 11 – 45° Elbow
 No. 12 – 22½° Elbow

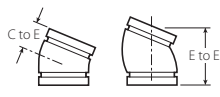


No. 10 – 90° Elbow

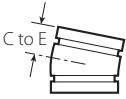
No. 13 – 11¼° Elbow
 No. 100 – 90° Long Radius Elbow
 No. 110 – 45° Long Radius Elbow



No. 11 – 45° Elbow



No. 12 – 22½° Elbow



No. 13 – 11¼° Elbow



No. 100 – 90° Elbow



No. 110 – 45° Elbow

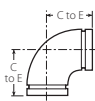
Size		No. 10 90° Elbow	No. 11 45° Elbow	No. 12 22½° Elbow (sw)	No. 13 11¼° Elbow (sw)	No. 100† 90° Long Radius Elbow (S)	No. 110† 45° Long Radius Elbow (S)
Nominal Size inches or mm	Actual Pipe Outside Diameter inches/mm	C to E inches/mm	C to E inches/mm	C to E inches/mm	C to E inches/mm	C to E inches/mm	C to E inches/mm
¾	1.050 26.9	2.25 57	1.50 38	1.63 sw 41	1.38 sw 35	—	—
1	1.315 33.7	2.25 57	1.75 44	3.25 @ 83	1.38 sw 35	—	—
1¼	1.660 42.4	2.75 70	1.75 44	1.75 44	1.38 sw 35	—	—
1½	1.900 48.3	2.75 70	1.75 44	1.75 44	1.38 sw 35	—	—
2	2.375 60.3	3.25 83	2.00 51	3.75 @ 95	1.38 35	4.38 111	2.75 70
2½	2.875 73.0	3.75 95	2.25 57	4.00 @ 102	1.50 38	5.13 130	3.00 76
76.1 mm	3.000 76.1	3.75 95	2.25 57	2.24 57	1.50 38	—	—
3	3.500 88.9	4.25 108	2.50 64	4.50 @ 114	1.50 38	5.88 149	3.38 86
3½	4.000 101.6	4.50 114	2.75 70	2.50 sw 64	1.75 sw 44	—	—
4	4.500 114.3	5.00 127	3.00 76	2.88 73	1.75 44	7.50 191	4.00 102
108.0 mm	4.250 108.0	5.00 127	3.00 76	—	—	—	—
4½	5.000 127.0	5.25 sw 133	3.13 sw 79	3.50 89	1.88 sw 48	—	—
5	5.563 141.3	5.50 140	3.25 83	2.88 sw 73	2.00 sw 51	+	+
133.0 mm	5.250 133.0	5.50 140	3.25 83	—	—	—	—
139.7 mm	5.500 139.7	5.50 140	3.25 83	2.87 73	2.00 51	—	—
6	6.625 168.3	6.50 165	3.50 89	6.25 @ 159	2.00 51	10.75 273	5.50 140
159.0 mm	6.250 159.0	6.50 165	3.50 89	—	—	—	—



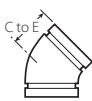
Always refer to the current Victaulic submittal publication in the G-100 General Catalog or on the website www.victaulic.com for the most up-to-date dimensional information.



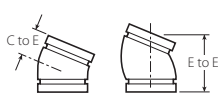
STANDARD FITTINGS



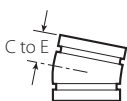
No. 10 – 90° Elbow



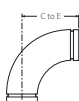
No. 11 – 45° Elbow



No. 12 – 22½° Elbow



No. 13 – 11¼° Elbow



No. 100 – 90° Elbow



No. 110 – 45° Elbow

Size		No. 10 90° Elbow	No. 11 45° Elbow	No. 12 22½° Elbow (sw)	No. 13 11¼° Elbow (sw)	No. 100† 90° Long Radius Elbow (S)	No. 110† 45° Long Radius Elbow (S)
Nominal Size inches or mm	Actual Pipe Outside Diameter inches/mm	C to E inches/mm	C to E inches/mm	C to E inches/mm	C to E inches/mm	C to E inches/mm	C to E inches/mm
165.1 mm	6.500 165.1	6.50 165	3.50 89	3.13 79	2.00 51	10.75 273	5.50 140
8	8.625 219.1	7.75 197	4.25 108	7.75 @ 197	2.00 51	14.25 362	7.25 184
10	10.750 273.0	9.00 229	4.75 121	4.38 sw 111	2.13 sw 54	15.00 381	6.25 159
12	12.750 323.9	10.00 254	5.25 133	4.88 sw 124	2.25 sw 57	18.00 457	7.50 191
14 #	14.000 355.6	14.00 355.6	5.75 146	5.00 sw 127	3.50 sw 89	21.00 s 533	8.75 s 222
377.0 mm †	14.843 377.0	14.84 376.9	6.15 156.2	—	—	—	—
16 #	16.000 406.4	16.00 406.4	6.63 168	5.00 sw 127	4.00 sw 102	24.00 s 610	10.00 s 254
426.0 mm †	16.772 426.0	16.77 426.0	6.95 176.5	—	—	—	—
18 #	18.000 457.0	18.00 457.2	7.46 189	5.50 sw 140	4.50 sw 114	27.00 s 686	11.25 s 286
480.0 mm †	18.898 480.0	18.90 480.0	7.83 198.8	—	—	—	—
20 #	20.000 508.0	20.00 508.0	8.28 210	6.00 sw 152	5.00 sw 127	30.00 s 762	12.50 s 318
530.0 mm †	20.866 530.0	20.87 530.0	8.64 219.4	—	—	—	—
24 #	24.000 610.0	24.00 609.6	9.94 252	7.00 sw 178	6.00 sw 152	36.00 s 914	15.00 s 381
630.0 mm †	24.803 630.0	24.80 630.0	10.27 261.0	—	—	—	—
14 – 24	AGS For AGS fitting information, refer to the AGS fittings section.						

@ Gooseneck design, end-to-end dimension

For use on cut-grooved systems only. For roll grooved systems, Victaulic offers the Advanced Groove System (AGS).

† Chinese standard sizes

NOTE: All fittings are ductile iron unless noted otherwise with an “sw” or “s”.
SW = Segmentally Welded, S = Carbon Steel



Always refer to the current Victaulic submittal publication in the G-100 General Catalog or on the website www.victaulic.com for the most up-to-date dimensional information.



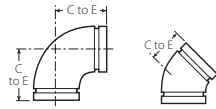
FITTINGS FOR JIS PIPE

No. 10 – JIS 90 Elbow

No. 11 – JIS 45 Elbow

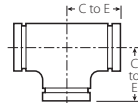
No. 20 – JIS Tee

Size		No. 10 90° Elbow	No. 11 45° Elbow	No. 20 Tee
Nominal Size mm/inches	JIS OD mm/inches	C to E mm/inches	C to E mm/inches	C to E mm/inches
200A 8	216.3 8.515	197 7.75	108 4.25	197 7.75
250A 10	267.4 10.528	229 9.00	121 4.75	229 9.00
300A 12	318.5 12.539	254 10.00	133 5.25	254 10.00



No. 10

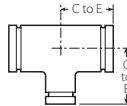
No. 11



No. 20

Fittings made to US standard sizes are available from 200A – 600A, which are compatible with JIS standards. Contact Victaulic for details.

No. 25 – JIS Reducing Tee



No. 25

Size				C to E Run		C to E Branch
Nominal Size mm/inches		JIS OD mm/inches		mm/ inches	mm/ inches	mm/ inches
200A 8	200A 8	165 6½	216.3 8.515	216.3 8.515	165.1 6.500	198.1 7.8
250A 10	250A 10	200A 8	267.4 10.528	267.4 10.528	216.3 8.515	228.6 9.0
300A 12	300A 12	250A 10	318.5 12.539	318.5 12.539	267.4 10.528	254.0 10.0

Fittings made to US standard sizes are available from 200A – 600A, which are compatible with JIS standards. Contact Victaulic for details.

No. 50 – JIS Concentric Reducer

Size		E to E		
Nominal Size mm/inches	JIS OD mm/inches	mm/ inches		
200A 8	165 6½	216.3 8.515	165.1 6.500	127.0 5.00
250A 10	200A 8	267.4 10.528	216.3 8.515	152.4 6.00
300A 12	250A 10	318.5 12.539	267.4 110.528	177.8 7.00



No. 50

Fittings made to US standard sizes are available from 200A – 600A, which are compatible with JIS standards. Contact Victaulic for details.



Always refer to the current Victaulic submittal publication in the G-100 General Catalog or on the website www.victaulic.com for the most up-to-date dimensional information.

