

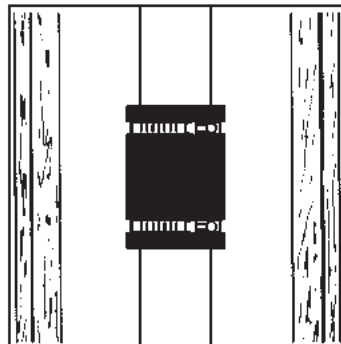


Fernco Flexible Coupling Installation


IN HOUSE APPLICATION - For sewer, drain, waste and vent piping.



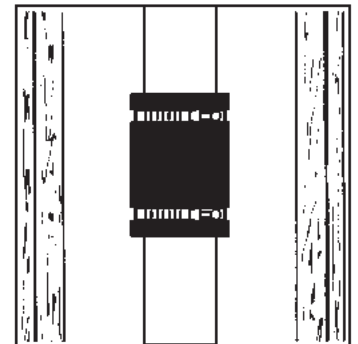
Loosen the stainless steel clamps. Do not remove clamps from coupling.



Slide coupling over one pipe end. Insert second pipe. Center pipe ends inside of coupling.



Tighten clamps to 60 inch-lbs. of torque.



Support pipe and test* for leaks before concealing joint.



*Maximum test pressure
4.3 PSI (29.6 KPA)

United States
PH: 810-653-9626
FX: 810-653-8714

www.fernco.com

Canada
PH: 519-332-6711
FX: 519-332-8610