
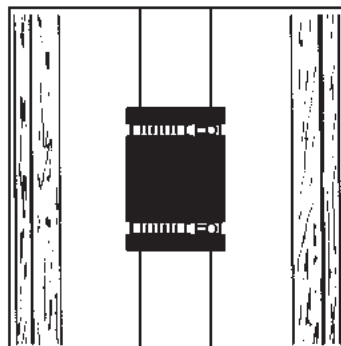


# Fernco Flexible Coupling Installation


IN HOUSE APPLICATION - For sewer, drain, waste and vent piping.



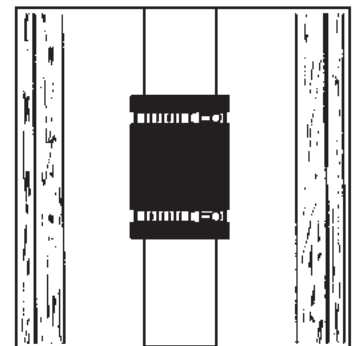
Loosen the stainless steel clamps. Do not remove clamps from coupling.



Slide coupling over one pipe end. Insert second pipe. Center pipe ends inside of coupling.



Tighten clamps to 60 inch-lbs. of torque.



Support pipe and test\* for leaks before concealing joint.



\*Maximum test pressure  
4.3 PSI (29.6 KPA)

United States  
PH: 810-653-9626  
FX: 810-653-8714

[www.fernco.com](http://www.fernco.com)

Canada  
PH: 519-332-6711  
FX: 519-332-8610

8/15