

BrassCraft®

ProCoat® Stainless Steel Gas Connectors



BrassCraft®

Only from BrassCraft Manufacturing

Flexible gas connectors with a proprietary coating for corrosion protection.

ProCoat® stainless steel gas connectors are engineered with added safety in mind. Their proprietary polymer coating is designed to withstand prolonged exposure to harsh household chemicals.

The industry's most reliable stainless steel gas connector offers these benefits:

>> Greater strength and flexibility

- High tensile strength stainless steel is less susceptible to work hardening.
- Deep corrugations enhance flexibility, making installation easier.

>> Advanced corrosion resistance

- Uniform coating over the length of the connector provides complete corrosion resistance.

>> Easy to install


- Smoother, burnished connector ends seal with less torque, making installation easier.

>> Designed, Machined and Assembled in the U.S.A.

>> 100% leak tested

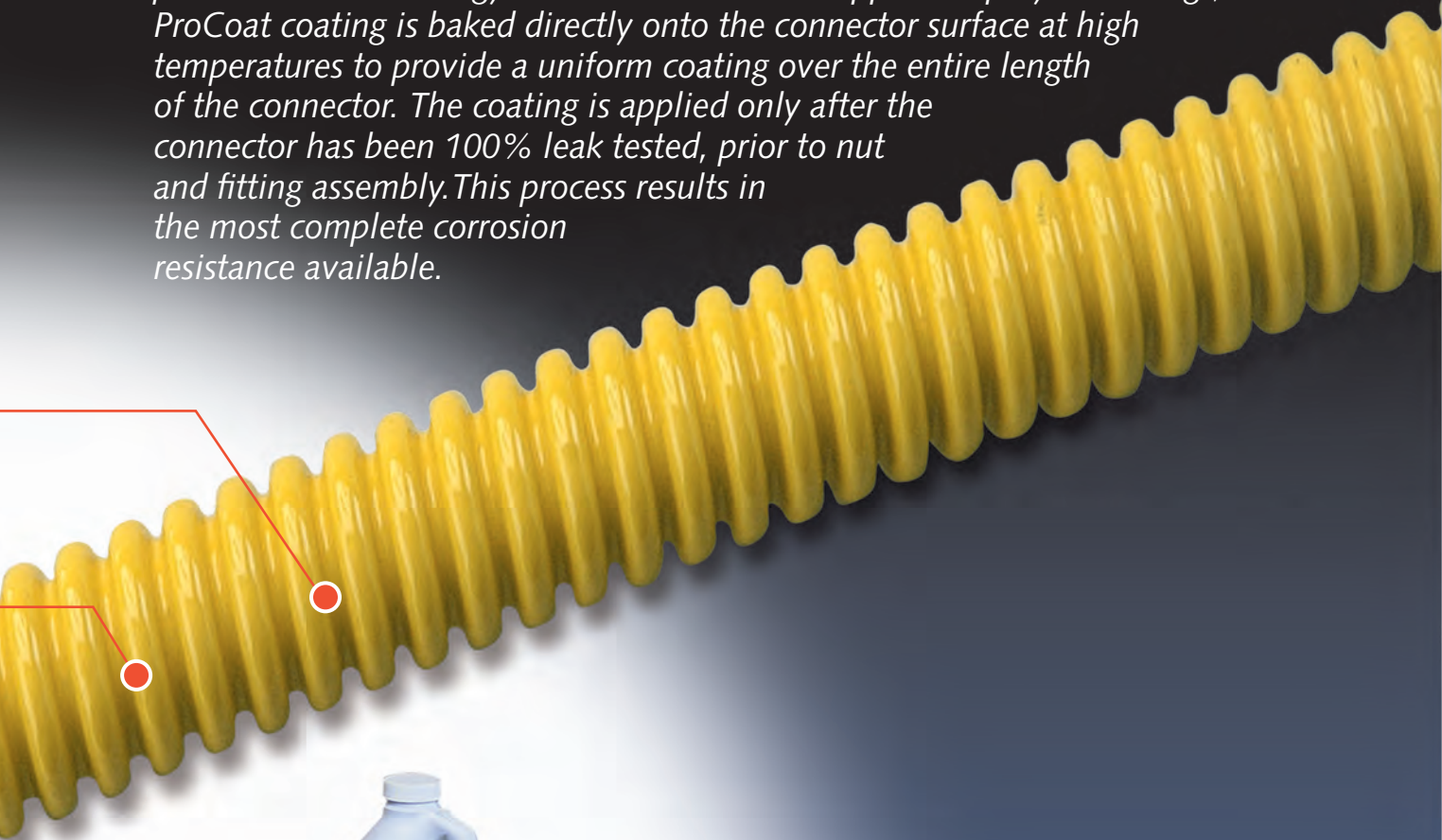
>> Approved for indoor and outdoor use

>> CSA certified



With ProCoat, better application means better performance.


ProCoat is applied to the corrugated stainless steel connector using advanced powder-coat technology. Unlike conventional dipped or sprayed coatings, the ProCoat coating is baked directly onto the connector surface at high temperatures to provide a uniform coating over the entire length of the connector. The coating is applied only after the connector has been 100% leak tested, prior to nut and fitting assembly. This process results in the most complete corrosion resistance available.



Prolonged exposure to harsh chemicals found in common household cleaning and plumbing repair products can damage an uncoated connector, causing pin hole leaks and deterioration. *How does damage happen?* Many common household cleaning, plumbing repair and building products contain ammonia, acids, chlorine and other caustic chemicals. With use of these products, or even by storing them near the connector, residue and vapors can settle on the uncoated connector and cause irreparable damage.

ProCoat® Connectors:

The connectors of choice for specialized applications.



Underneath our protective coating you'll find the industry's most reliable stainless steel connector.

For high demand appliances

Our ultra-flexible ProCoat large diameter connectors are specifically engineered for gas appliances with large BTU requirements (up to 290,900 BTU/hour) – appliances like tankless and commercial water heaters, boilers, furnaces, and pool heaters, to name a few. Factory assembled to eliminate on-site pipe cutting, threading and assembly, our large diameter gas connectors increase the efficiency of the installation, saving you time and money. ProCoat large diameter gas connectors are also approved for use in manufactured housing, more specifically, for crossover connections and for connecting the gas supply at the foundation to the home.



For "invisible" connections

Our black ProCoat gas connectors blend so well they are virtually invisible, which makes them ideal for gas log fireplaces and decorative hearths where you want to see the fire, not the piping. Certified for heat resistance and UV exposure, our black ProCoat gas connectors are a perfect fit for outdoor as well as indoor appliances. In fact, the complete line offers a variety of configurations to fit most decorative stoves, space heaters, wall heaters and gas log fireplaces. Quite simply, our black coated connectors are a real stand out, because they don't.



Black ProCoat gas connector



ProCoat large diameter connector

Packaged to sell

Designed from consumer research, our ProCoat packaging distinguishes products by application and prominently displays the information required to make a sound purchase decision. Easy-view, reclosable bags allow the connector and fittings to be seen, handled and returned to the packaging without damage to the product or package. Combined, these features create a user-friendly display that stimulates sales while making the selection process simple. Accurate product selection reduces product returns, saving you time and money.



Color-coded packaging distinguishes products by application for quick and easy product selection.

ProCoat Stainless Steel Gas Connectors

CSSC – 1/2" ID (5/8" OD) Tube w/Fittings	
Part No.	Description
CSSC11	3/4" MIP x 3/4" MIP
CSSC14	3/4" MIP x 1/2" MIP
CSSC44	1/2" MIP x 1/2" MIP
CSSC22	3/4" FIP x 3/4" FIP
CSSC25	3/4" FIP x 1/2" FIP
CSSC55	1/2" FIP x 1/2" FIP
CSSC23	3/4" FIP x 3/4" FIP Elbow
CSSC15	3/4" MIP x 1/2" FIP
CSSC21	3/4" FIP x 3/4" MIP
CSSC34	3/4" FIP Elbow x 1/2" MIP
CSSC24	3/4" FIP x 1/2" MIP
CSSC54	1/2" FIP x 1/2" MIP

CSSC – 1/2" ID (5/8" OD) Tube w/Ball Valve	
Part No.	Description
CSSC1J	3/4" MIP x 3/4" FIP Ball Valve
CSSC4J	1/2" MIP x 3/4" FIP Ball Valve
CSSC4K	1/2" MIP x 1/2" FIP Ball Valve
CSSC2J	3/4" FIP x 3/4" FIP Ball Valve
CSSC2P	3/4" FIP x 3/4" FIP Ball Valve, Angle
CSSC1P	3/4" MIP x 3/4" FIP Ball Valve, Angle
CSSC4P	1/2" MIP x 3/4" FIP Ball Valve, Angle

CSSD – 3/8" ID (1/2" OD) Tube w/Fittings	
Part No.	Description
CSSD44	1/2" MIP x 1/2" MIP
CSSD47	1/2" MIP x 3/8" MIP
CSSD77	3/8" MIP x 3/8" MIP
CSSD55	1/2" FIP x 1/2" FIP
CSSD58	1/2" FIP x 3/8" FIP
CSSD54	1/2" FIP x 1/2" MIP
CSSD57	1/2" FIP x 3/8" MIP
CSSD48	1/2" MIP x 3/8" FIP

CSSD – 3/8" ID (1/2" OD) Tube w/Ball Valve	
Part No.	Description
CSSD4K	1/2" MIP x 1/2" FIP Ball Valve
CSSD5K	1/2" FIP x 1/2" FIP Ball Valve

CSSL – 1/4" ID (3/8" OD) Tube w/Fittings	
Part No.	Description
CSSL11	3/4" MIP x 3/4" MIP
CSSL44	1/2" MIP x 1/2" MIP
CSSL47	1/2" MIP x 3/8" MIP
CSSL77	3/8" MIP x 3/8" MIP
CSSL55	1/2" FIP x 1/2" FIP
CSSL88	3/8" FIP x 3/8" FIP
CSSL54	1/2" FIP x 1/2" MIP
CSSL57	1/2" FIP x 3/8" MIP
CSSL48	1/2" MIP x 3/8" FIP
CSSL87	3/8" FIP x 3/8" MIP

CSSL – 1/4" ID (3/8" OD) Tube w/Ball Valve	
Part No.	Description
CSSL4M	1/2" MIP x 1/2" FIP Ball Valve
CSSL7M	3/8" MIP x 1/2" FIP Ball Valve
CSSL8M	3/8" FIP x 1/2" FIP Ball Valve

CSST – 1/4" ID (3/8" OD) 9-16/24 Fine Thread* w/Fittings	
Part No.	Description
CSST44	1/2" MIP x 1/2" MIP
CSST47	1/2" MIP x 3/8" MIP
CSST54	1/2" FIP x 1/2" MIP
CSST57	1/2" FIP x 3/8" MIP
CSST87	3/8" FIP x 3/8" MIP
CSST88	3/8" FIP x 3/8" FIP

Nut x Nut** – Connector Less Fittings	
Part No.	Description
CSSCNN	1/2" ID Tube w/ 5/8" OD Flare Nuts (15/16-16 Thread)
CSSDNN	3/8" ID Tube w/ 1/2" OD Flare Nuts
CSSLNN	1/4" ID Tube w/ 3/8" OD Flare Nuts
CSSTNN	1/4" ID Tube w/ 3/8" OD Flare Nuts (9/16-24 Fine Thread)

Large Diameter ProCoat Gas Connectors

CSSB – 3/4" ID (7/8" OD) Tube w/Fittings	
Part No.	Description
CSSB11	3/4" MIP x 3/4" MIP
CSSB1412	1" FIP x 1" MIP
CSSB21	3/4" FIP x 3/4" MIP
CSSB22	3/4" FIP x 3/4" FIP

Black ProCoat Gas Connectors

BCSSD – Black 3/8" ID (1/2" OD) Tube w/Fittings	
Part No.	Description
BCSSD44	1/2" MIP x 1/2" MIP
BCSSD47	1/2" MIP x 3/8" MIP
BCSSD77	3/8" MIP x 3/8" MIP
BCSSD55	1/2" FIP x 1/2" FIP
BCSSD54	1/2" FIP x 1/2" MIP

BCSSD – Black 3/8" ID (1/2" OD) Tube w/Ball Valve	
Part No.	Description
BCSSD4K	1/2" MIP x 1/2" FIP Ball Valve
BCSSD5K	1/2" FIP x 1/2" FIP Ball Valve

BCSSL – Black 1/4" ID (3/8" OD) Tube w/Fittings	
Part No.	Description
BCSSL44	1/2" MIP x 1/2" MIP
BCSSL47	1/2" MIP x 3/8" MIP
BCSSL88	3/8" FIP x 3/8" FIP
BCSSL54	1/2" FIP x 1/2" MIP
BCSSL87	3/8" FIP x 3/8" MIP

BCSSL – Black 1/4" ID (3/8" OD) Tube w/Ball Valve	
Part No.	Description
BCSSL4M	1/2" MIP x 1/2" FIP Ball Valve
BCSSL7M	3/8" MIP x 1/2" FIP Ball Valve
BCSSL8M	3/8" FIP x 1/2" FIP Ball Valve

All Connectors are available in 12", 18", 24", 30", 36", 48", 60" and 72" lengths except as noted.

* Connectors with fine thread fittings are not certified under the product standards.

**Nut by Nut connectors available in 10", 16", 22" 28", 34", 46", 58" and 70" lengths. Connectors without fittings are not certified under the product standards.

Committed to Quality, Driven by Innovation.



BrassCraft[®]



Scan for more information

BrassCraft Manufacturing
39600 Orchard Hill Place
Novi, Michigan 48375-5331
TOLL-FREE: (877) 272-7755
FAX: (248) 305-6011

350 South Edgeware Road
St. Thomas, Ontario Canada N4P 4C4
TOLL-FREE: (800) 265-4322
FAX: (800) 567-9100

For Residential and Commercial Applications

Job Name		Engineer / Architect	
Job Location		Wholesaler	
Submittal Date		Contractor	

CSSD 3/8" ID (1/2" OD) Coated Gas Appliance Connectors

Use: For use with indoor and outdoor connections of gas appliances to gas piping system. May be used with natural, manufactured, mixed and liquefied petroleum (LP or propane) gases and LP gas-air mixtures


Design Features:

- **Superior corrosion resistance** to harsh chemicals found in common household cleaning, plumbing repair and masonry products
- **UV rays & salt resistant**, ProCoat connectors are certified for indoor & outdoor use
- **Greater strength & flexibility** with greater depth & number of corrugations to withstand greater torque & bend cycles
- **Outperforms industry standards for torsion** (1.5X) without compromising the integrity of the coating or connector
- **Outperforms industry standard for repeated bending** (2X) without compromising the integrity of the coating or connector
- **One-piece construction** has no soldered or brazed joints
- **Smoother, burnished flare** on connector ends seal with less torque
- **Uniform coat over entire length of connector** for complete corrosion resistance of the stainless steel core
- **100% leak tested**

Operating Specifications:

Temperature: -40° to 150° F

Pressure: standard line pressures up to 1/2 psi maximum



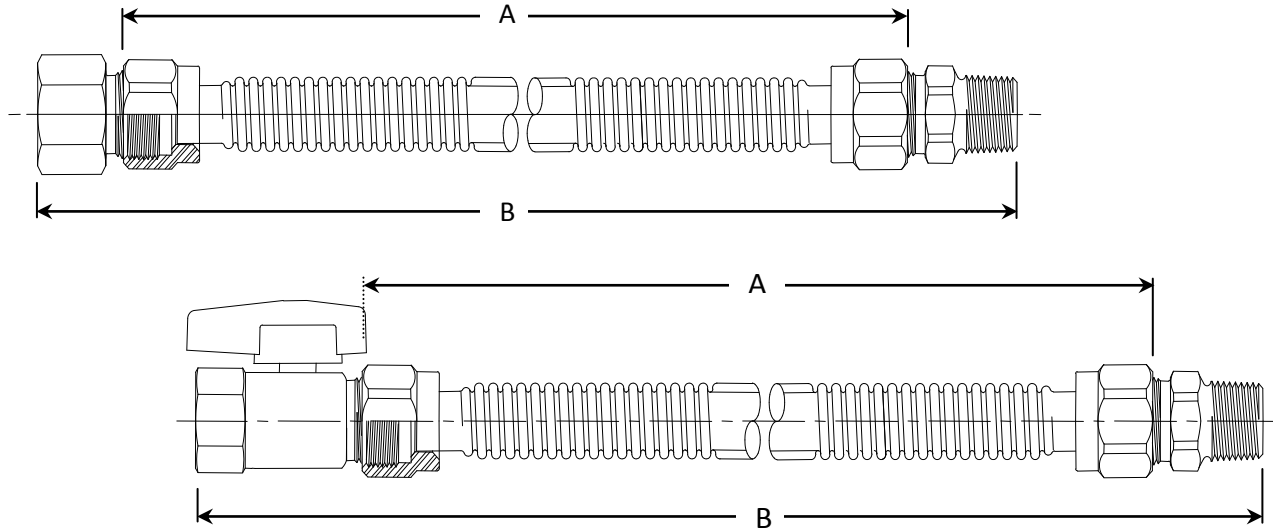
CONNECTOR FLOW CAPACITY (Straight Length)								
	12"	18"	24"	30"	36"	48"	60"	72"
BTU per Hour (NG)	102,000	93,100	85,000	77,100	71,100	60,500	53,200	49,100
BTU per Hour (LPG)	163,200	148,960	136,000	123,360	113,760	96,800	85,120	78,560
Watts per Hour (NG)	29,893	27,285	24,911	22,596	20,837	17,731	15,591	14,390

MATERIAL SPECIFICATIONS	
Tubing	304L stainless steel
Coating	Polymer blend
Nuts	12L14 OR 1010 steel
Fittings	12L14 OR 1010 steel

This specification and all information contained herein is the confidential and exclusive property of BrassCraft Manufacturing, and shall not be disclosed to others without the written consent of BrassCraft. This specification must be returned to BrassCraft if requested.



CSSD 3/8" ID (1/2" OD) Coated Gas Appliance Connectors



PART DIMENSIONS (Inches)									
Connector Length – Nut by Nut									
Model	DIM.	12"	18"	24"	30"	36"	48"	60"	72"
CSSD	A	10.10 / 10.85	16.10 / 16.85	22.10 / 22.85	28.10 / 29.35	34.10 / 35.35	46.10 / 47.85	58.10 / 59.85	70.10 / 71.85

PART DIMENSIONS (Inches)									
Connector Lengths – with Fittings									
Model	DIM.	12"	18"	24"	30"	36"	48"	60"	72"
CSSD44	B	12.74 / 13.49	18.74 / 19.49	24.74 / 25.49	30.74 / 31.99	36.74 / 37.99	48.74 / 50.49	60.74 / 62.49	72.74 / 74.49
CSSD47	B	12.70 / 13.45	18.70 / 19.45	24.70 / 25.45	30.70 / 31.95	36.70 / 37.95	48.70 / 50.45	60.70 / 62.45	72.70 / 74.45
CSSD48	B	12.36 / 13.11	18.36 / 19.11	24.36 / 25.11	30.36 / 31.61	36.36 / 37.61	48.36 / 50.11	60.36 / 62.11	72.36 / 74.11
CSSD55	B	12.10 / 12.85	18.10 / 18.85	24.10 / 24.85	30.10 / 31.35	36.10 / 37.35	48.10 / 49.85	60.10 / 61.85	72.10 / 73.85
CSSD58	B	12.04 / 12.79	18.04 / 18.79	24.04 / 25.79	30.04 / 31.29	36.04 / 37.29	48.04 / 49.49	60.04 / 61.79	72.04 / 73.79
CSSD54	B	12.42 / 13.17	18.42 / 19.17	24.42 / 25.17	30.42 / 31.67	36.42 / 37.67	48.42 / 50.17	60.42 / 62.17	72.42 / 74.17
CSSD57	B	12.38 / 13.13	18.38 / 19.13	24.38 / 25.13	30.38 / 31.63	36.38 / 37.63	48.38 / 50.13	60.38 / 62.13	72.38 / 74.13
Connector Lengths – with Fitting & Gas Ball Valves									
CSSD4K	B	13.38 / 14.13	19.38 / 20.13	25.38 / 26.13	31.38 / 32.63	37.38 / 38.63	49.38 / 51.13	61.38 / 63.13	73.38 / 75.13
CSSD7K	B	13.34 / 14.09	19.34 / 20.09	25.34 / 26.09	31.34 / 32.59	37.34 / 38.59	49.34 / 51.09	61.34 / 63.09	73.34 / 75.09
CSSD5K	B	13.06 / 13.81	19.06 / 19.81	25.06 / 25.81	31.06 / 32.31	37.06 / 38.31	49.06 / 50.81	61.06 / 62.81	73.06 / 74.81

Part Listing:

Connectors with Fittings

- CSSD44-12 3/8" ID (1/2" OD) with 1/2" MIP x 1/2" MIP fittings x 12" length
- CSSD44-12 P 3/8" ID (1/2" OD) with 1/2" MIP x 1/2" MIP fittings x 12" length, bagged

This specification and all information contained herein is the confidential and exclusive property of BrassCraft Manufacturing, and shall not be disclosed to others without the written consent of BrassCraft. This specification must be returned to BrassCraft if requested.



CSSD 3/8" ID (1/2" OD) Coated Gas Appliance Connectors

Connectors with Fittings (con't)

<input type="checkbox"/>	CSSD44-18	3/8" ID (1/2" OD) with 1/2" MIP x 1/2" MIP fittings x 18" length
<input type="checkbox"/>	CSSD44-24	3/8" ID (1/2" OD) with 1/2" MIP x 1/2" MIP fittings x 24" length
<input type="checkbox"/>	CSSD44-24 P	3/8" ID (1/2" OD) with 1/2" MIP x 1/2" MIP fittings x 24" length, bagged
<input type="checkbox"/>	CSSD44-30	3/8" ID (1/2" OD) with 1/2" MIP x 1/2" MIP fittings x 30" length
<input type="checkbox"/>	CSSD44-30 P	3/8" ID (1/2" OD) with 1/2" MIP x 1/2" MIP fittings x 30" length, bagged
<input type="checkbox"/>	CSSD44-36	3/8" ID (1/2" OD) with 1/2" MIP x 1/2" MIP fittings x 36" length
<input type="checkbox"/>	CSSD44-36 MPL	3/8" ID (1/2" OD) with 1/2" MIP x 1/2" MIP fittings x 36" length, 3 per bag
<input type="checkbox"/>	CSSD44-36 P	3/8" ID (1/2" OD) with 1/2" MIP x 1/2" MIP fittings x 36" length, bagged
<input type="checkbox"/>	CSSD44-48	3/8" ID (1/2" OD) with 1/2" MIP x 1/2" MIP fittings x 48" length
<input type="checkbox"/>	CSSD44-48 P	3/8" ID (1/2" OD) with 1/2" MIP x 1/2" MIP fittings x 48" length, bagged
<input type="checkbox"/>	CSSD44-60	3/8" ID (1/2" OD) with 1/2" MIP x 1/2" MIP fittings x 60" length
<input type="checkbox"/>	CSSD44-60 P	3/8" ID (1/2" OD) with 1/2" MIP x 1/2" MIP fittings x 60" length, bagged
<input type="checkbox"/>	CSSD44-72	3/8" ID (1/2" OD) with 1/2" MIP x 1/2" MIP fittings x 72" length
<input type="checkbox"/>	CSSD44-72 P	3/8" ID (1/2" OD) with 1/2" MIP x 1/2" MIP fittings x 72" length, bagged
<input type="checkbox"/>	CSSD47-12	3/8" ID (1/2" OD) with 1/2" MIP x 3/8" MIP fittings x 12" length
<input type="checkbox"/>	CSSD47-18	3/8" ID (1/2" OD) with 1/2" MIP x 3/8" MIP fittings x 18" length
<input type="checkbox"/>	CSSD47-24	3/8" ID (1/2" OD) with 1/2" MIP x 3/8" MIP fittings x 24" length
<input type="checkbox"/>	CSSD47-30	3/8" ID (1/2" OD) with 1/2" MIP x 3/8" MIP fittings x 30" length
<input type="checkbox"/>	CSSD47-36	3/8" ID (1/2" OD) with 1/2" MIP x 3/8" MIP fittings x 36" length
<input type="checkbox"/>	CSSD47-48	3/8" ID (1/2" OD) with 1/2" MIP x 3/8" MIP fittings x 48" length
<input type="checkbox"/>	CSSD47-48 P	3/8" ID (1/2" OD) with 1/2" MIP x 3/8" MIP fittings x 48" length, bagged
<input type="checkbox"/>	CSSD47-60 P	3/8" ID (1/2" OD) with 1/2" MIP x 3/8" MIP fittings x 60" length, bagged
<input type="checkbox"/>	CSSD77-12	3/8" ID (1/2" OD) with 3/8" MIP x 3/8" MIP fittings x 12" length
<input type="checkbox"/>	CSSD77-18	3/8" ID (1/2" OD) with 3/8" MIP x 3/8" MIP fittings x 18" length
<input type="checkbox"/>	CSSD77-24	3/8" ID (1/2" OD) with 3/8" MIP x 3/8" MIP fittings x 24" length
<input type="checkbox"/>	CSSD77-30	3/8" ID (1/2" OD) with 3/8" MIP x 3/8" MIP fittings x 30" length
<input type="checkbox"/>	CSSD77-36	3/8" ID (1/2" OD) with 3/8" MIP x 3/8" MIP fittings x 36" length
<input type="checkbox"/>	CSSD77-48	3/8" ID (1/2" OD) with 3/8" MIP x 3/8" MIP fittings x 48" length
<input type="checkbox"/>	CSSD48-12	3/8" ID (1/2" OD) with 1/2" MIP x 3/8" FIP fittings x 12" length
<input type="checkbox"/>	CSSD48-24	3/8" ID (1/2" OD) with 1/2" MIP x 3/8" FIP fittings x 24" length
<input type="checkbox"/>	CSSD48-30	3/8" ID (1/2" OD) with 1/2" MIP x 3/8" FIP fittings x 30" length
<input type="checkbox"/>	CSSD48-36	3/8" ID (1/2" OD) with 1/2" MIP x 3/8" FIP fittings x 36" length
<input type="checkbox"/>	CSSD48-48	3/8" ID (1/2" OD) with 1/2" MIP x 3/8" FIP fittings x 48" length
<input type="checkbox"/>	CSSD48-60	3/8" ID (1/2" OD) with 1/2" MIP x 3/8" FIP fittings x 60" length
<input type="checkbox"/>	CSSD48-72	3/8" ID (1/2" OD) with 1/2" MIP x 3/8" FIP fittings x 72" length
<input type="checkbox"/>	CSSD55-12	3/8" ID (1/2" OD) with 1/2" FIP x 1/2" FIP fittings x 12" length
<input type="checkbox"/>	CSSD55-18	3/8" ID (1/2" OD) with 1/2" FIP x 1/2" FIP fittings x 18" length
<input type="checkbox"/>	CSSD55-24	3/8" ID (1/2" OD) with 1/2" FIP x 1/2" FIP fittings x 24" length
<input type="checkbox"/>	CSSD55-30	3/8" ID (1/2" OD) with 1/2" FIP x 1/2" FIP fittings x 30" length
<input type="checkbox"/>	CSSD55-36	3/8" ID (1/2" OD) with 1/2" FIP x 1/2" FIP fittings x 36" length
<input type="checkbox"/>	CSSD55-48	3/8" ID (1/2" OD) with 1/2" FIP x 1/2" FIP fittings x 48" length
<input type="checkbox"/>	CSSD55-60	3/8" ID (1/2" OD) with 1/2" FIP x 1/2" FIP fittings x 60" length
<input type="checkbox"/>	CSSD58-12	3/8" ID (1/2" OD) with 1/2" FIP x 3/8" FIP fittings x 12" length
<input type="checkbox"/>	CSSD58-18	3/8" ID (1/2" OD) with 1/2" FIP x 3/8" FIP fittings x 18" length

This specification and all information contained herein is the confidential and exclusive property of BrassCraft Manufacturing, and shall not be disclosed to others without the written consent of BrassCraft. This specification must be returned to BrassCraft if requested.



CSSD 3/8" ID (1/2" OD) Coated Gas Appliance Connectors

Connectors with Fittings (con't)

<input type="checkbox"/>	CSSD58-24	3/8" ID (1/2" OD) with 1/2" FIP x 3/8" FIP fittings x 24" length
<input type="checkbox"/>	CSSD58-48 P	3/8" ID (1/2" OD) with 1/2" FIP x 3/8" FIP fittings x 48" length, bagged
<input type="checkbox"/>	CSSD58-60	3/8" ID (1/2" OD) with 1/2" FIP x 3/8" FIP fittings x 60" length
<input type="checkbox"/>	CSSD54-12	3/8" ID (1/2" OD) with 1/2" FIP x 1/2" MIP fittings x 12" length
<input type="checkbox"/>	CSSD54-12 K12	3/8" ID (1/2" OD) with 1/2" FIP x 1/2" MIP fittings x 12" length, bulk, 12 per carton
<input type="checkbox"/>	CSSD54-12 P	3/8" ID (1/2" OD) with 1/2" FIP x 1/2" MIP fittings x 12" length, bagged
<input type="checkbox"/>	CSSD54-12 X5	3/8" ID (1/2" OD) with 1/2" FIP x 1/2" MIP fittings x 12" length, bagged, cutcase of 5
<input type="checkbox"/>	CSSD54-18	3/8" ID (1/2" OD) with 1/2" FIP x 1/2" MIP fittings x 18" length
<input type="checkbox"/>	CSSD54-18 K12	3/8" ID (1/2" OD) with 1/2" FIP x 1/2" MIP fittings x 18" length, bulk, 12 per carton
<input type="checkbox"/>	CSSD54-18 P	3/8" ID (1/2" OD) with 1/2" FIP x 1/2" MIP fittings x 18" length, bagged
<input type="checkbox"/>	CSSD54-18 X	3/8" ID (1/2" OD) with 1/2" FIP x 1/2" MIP fittings x 18" length, bagged, cutcase
<input type="checkbox"/>	CSSD54-24	3/8" ID (1/2" OD) with 1/2" FIP x 1/2" MIP fittings x 24" length
<input type="checkbox"/>	CSSD54-24 K12	3/8" ID (1/2" OD) with 1/2" FIP x 1/2" MIP fittings x 24" length, bulk, 12 per carton
<input type="checkbox"/>	CSSD54-24 P	3/8" ID (1/2" OD) with 1/2" FIP x 1/2" MIP fittings x 24" length, bagged
<input type="checkbox"/>	CSSD54-24 X10	3/8" ID (1/2" OD) with 1/2" FIP x 1/2" MIP fittings x 24" length, bagged, cutcase of 10
<input type="checkbox"/>	CSSD54-30	3/8" ID (1/2" OD) with 1/2" FIP x 1/2" MIP fittings x 30" length
<input type="checkbox"/>	CSSD54-36	3/8" ID (1/2" OD) with 1/2" FIP x 1/2" MIP fittings x 36" length
<input type="checkbox"/>	CSSD54-36 K12	3/8" ID (1/2" OD) with 1/2" FIP x 1/2" MIP fittings x 36" length, bulk, 12 per carton
<input type="checkbox"/>	CSSD54-36 P	3/8" ID (1/2" OD) with 1/2" FIP x 1/2" MIP fittings x 36" length, bagged
<input type="checkbox"/>	CSSD54-36 X	3/8" ID (1/2" OD) with 1/2" FIP x 1/2" MIP fittings x 36" length, bagged, cutcase
<input type="checkbox"/>	CSSD54-48	3/8" ID (1/2" OD) with 1/2" FIP x 1/2" MIP fittings x 48" length
<input type="checkbox"/>	CSSD54-48 K12	3/8" ID (1/2" OD) with 1/2" FIP x 1/2" MIP fittings x 48" length, bulk, 12 per carton
<input type="checkbox"/>	CSSD54-48 P	3/8" ID (1/2" OD) with 1/2" FIP x 1/2" MIP fittings x 48" length, bagged
<input type="checkbox"/>	CSSD54-48 X	3/8" ID (1/2" OD) with 1/2" FIP x 1/2" MIP fittings x 48" length, bagged, cutcase
<input type="checkbox"/>	CSSD54-60	3/8" ID (1/2" OD) with 1/2" FIP x 1/2" MIP fittings x 60" length
<input type="checkbox"/>	CSSD54-60 P	3/8" ID (1/2" OD) with 1/2" FIP x 1/2" MIP fittings x 60" length, bagged
<input type="checkbox"/>	CSSD54-60 X	3/8" ID (1/2" OD) with 1/2" FIP x 1/2" MIP fittings x 60" length, bagged, cutcase
<input type="checkbox"/>	CSSD54-60 X5	3/8" ID (1/2" OD) with 1/2" FIP x 1/2" MIP fittings x 60" length, bagged, cutcase of 5
<input type="checkbox"/>	CSSD54-72	3/8" ID (1/2" OD) with 1/2" FIP x 1/2" MIP fittings x 72" length
<input type="checkbox"/>	CSSD54-72 P	3/8" ID (1/2" OD) with 1/2" FIP x 1/2" MIP fittings x 72" length, bagged
<input type="checkbox"/>	CSSD57-12	3/8" ID (1/2" OD) with 1/2" FIP x 3/8" MIP fittings x 12" length
<input type="checkbox"/>	CSSD57-12 K12	3/8" ID (1/2" OD) with 1/2" FIP x 3/8" MIP fittings x 12" length, bulk, 12 per carton
<input type="checkbox"/>	CSSD57-18 K12	3/8" ID (1/2" OD) with 1/2" FIP x 3/8" MIP fittings x 18" length, bulk, 12 per carton
<input type="checkbox"/>	CSSD57-24 K12	3/8" ID (1/2" OD) with 1/2" FIP x 3/8" MIP fittings x 24" length, bulk, 12 per carton
<input type="checkbox"/>	CSSD57-30 K12	3/8" ID (1/2" OD) with 1/2" FIP x 3/8" MIP fittings x 30" length, bulk, 12 per carton
<input type="checkbox"/>	CSSD57-36	3/8" ID (1/2" OD) with 1/2" FIP x 3/8" MIP fittings x 36" length
<input type="checkbox"/>	CSSD57-48 K12	3/8" ID (1/2" OD) with 1/2" FIP x 3/8" MIP fittings x 48" length, bulk, 12 per carton

Connectors with Fitting & Gas Ball Valve

<input type="checkbox"/>	CSSD4K-12	3/8" ID (1/2" OD) with 1/2" MIP fitting x 1/2" FIP ball valve x 12" length
<input type="checkbox"/>	CSSD4K-18	3/8" ID (1/2" OD) with 1/2" MIP fitting x 1/2" FIP ball valve x 18" length
<input type="checkbox"/>	CSSD4K-24	3/8" ID (1/2" OD) with 1/2" MIP fitting x 1/2" FIP ball valve x 24" length
<input type="checkbox"/>	CSSD4K-30	3/8" ID (1/2" OD) with 1/2" MIP fitting x 1/2" FIP ball valve x 30" length
<input type="checkbox"/>	CSSD4K-36	3/8" ID (1/2" OD) with 1/2" MIP fitting x 1/2" FIP ball valve x 36" length

This specification and all information contained herein is the confidential and exclusive property of BrassCraft Manufacturing, and shall not be disclosed to others without the written consent of BrassCraft. This specification must be returned to BrassCraft if requested.

BrassCraft[®]

CSSD 3/8" ID (1/2" OD) Coated Gas Appliance Connectors

Connectors with Fitting & Gas Ball Valve (con't)

<input type="checkbox"/>	CSSD4K-48	3/8" ID (1/2" OD) with 1/2" MIP fitting x 1/2" FIP ball valve x 48" length
<input type="checkbox"/>	CSSD4K-60	3/8" ID (1/2" OD) with 1/2" MIP fitting x 1/2" FIP ball valve x 60" length
<input type="checkbox"/>	CSSD4K-72	3/8" ID (1/2" OD) with 1/2" MIP fitting x 1/2" FIP ball valve x 72" length
<input type="checkbox"/>	CSSD5K-12	3/8" ID (1/2" OD) with 1/2" FIP fitting x 1/2" FIP ball valve x 12" length
<input type="checkbox"/>	CSSD5K-18	3/8" ID (1/2" OD) with 1/2" FIP fitting x 1/2" FIP ball valve x 18" length
<input type="checkbox"/>	CSSD5K-24	3/8" ID (1/2" OD) with 1/2" FIP fitting x 1/2" FIP ball valve x 24" length
<input type="checkbox"/>	CSSD5K-30	3/8" ID (1/2" OD) with 1/2" FIP fitting x 1/2" FIP ball valve x 30" length
<input type="checkbox"/>	CSSD5K-36	3/8" ID (1/2" OD) with 1/2" FIP fitting x 1/2" FIP ball valve x 36" length
<input type="checkbox"/>	CSSD5K-48	3/8" ID (1/2" OD) with 1/2" FIP fitting x 1/2" FIP ball valve x 48" length
<input type="checkbox"/>	CSSD5K-60	3/8" ID (1/2" OD) with 1/2" FIP fitting x 1/2" FIP ball valve x 60" length

Connectors Less Fittings (Connectors without fittings are NOT CSA design-certified)

<input type="checkbox"/>	CSSDNN-10N	3/8" ID (1/2" OD) x 10" length, no fittings
<input type="checkbox"/>	CSSDNN-16N	3/8" ID (1/2" OD) x 16" length, no fittings
<input type="checkbox"/>	CSSDNN-22N	3/8" ID (1/2" OD) x 22" length, no fittings
<input type="checkbox"/>	CSSDNN-28N	3/8" ID (1/2" OD) x 28" length, no fittings
<input type="checkbox"/>	CSSDNN-34N	3/8" ID (1/2" OD) x 34" length, no fittings
<input type="checkbox"/>	CSSDNN-46N	3/8" ID (1/2" OD) x 46" length, no fittings
<input type="checkbox"/>	CSSDNN-58N	3/8" ID (1/2" OD) x 58" length, no fittings
<input type="checkbox"/>	CSSDNN-70N	3/8" ID (1/2" OD) x 70" length, no fittings

Listings & Certifications:

- CSA listed to ANSI Z21.24 / CSA 6.10 standard "Connectors for Gas Appliances" (file #204593)
- CSA listed to ANSI Z21.75 / CSA 6.27 standard "Connectors for Outdoor Gas Appliances & Manufactured Homes" (file #204593)
- The Commonwealth of Massachusetts



This specification and all information contained herein is the confidential and exclusive property of BrassCraft Manufacturing, and shall not be disclosed to others without the written consent of BrassCraft. This specification must be returned to BrassCraft if requested.

BrassCraft[®]

GAS APPLIANCE CONNECTORS

CONNECTOR MINIMUM FLOW CAPACITY CHARTS

PER ANSI Z21.24 / CSA 6.10 & ANSI Z21.75 / CSA 6.27*

NATURAL GAS
ENGLISH

NOTE: Connectors should be sized based upon the appliance gas consumption rate. Select a connector with a capacity equal to or greater than appliance input rate.

CONNECTOR W/ FITTING OR BALL VALVE

Connector Series	Nom. O.D.	Nom. I.D.	STRAIGHT LENGTH CAPACITY (BTU PER HOUR) - FOR NATURAL GAS							
			12"	18"	24"	30"	36"	48"	60"	72"
CSSL / CSST	3/8"	1/4"	48,000	43,800	40,000	36,400	33,400	28,300	24,900	23,100
CSSD	1/2"	3/8"	102,000	93,100	85,000	77,100	71,100	60,500	53,200	49,100
CSSC	5/8"	1/2"	180,000	164,200	150,000	136,000	125,000	106,000	93,200	86,000
CSSB	7/8"	3/4"	290,900	290,900	290,900	270,500	255,900	215,000	197,400	173,900

0.64 Sp Gr, 1000 BTU per Cu. Ft. (37.2 MJ/m³) gas at 0.5 inch water column (124Pa) pressure drop. Per ANSI Z21.24 / CSA 6.10 and ANSI Z21.75 / CSA 6.27 for use with pressures not to exceed 1/2 PSI.

CONNECTOR W/ APPLIANCE EXCESS FLOW VALVE

Connector Series	Nom. O.D.	Nom. I.D.	STRAIGHT LENGTH CAPACITY (BTU PER HOUR) - FOR NATURAL GAS							
			12"	18"	24"	30"	36"	48"	60"	72"
CSSL / CSST	3/8"	1/4"	42,000 ♦	37,400 ♦	36,800 ♦	36,400 ♦	33,400 ♦	28,300 ♦	24,900 ♦	23,100 ♦
CSSD	1/2"	3/8"	102,000 ✕	93,100 ✕	85,000 ✕	77,100 ✕	71,100 ✕	60,500 ✕	53,200 ✕	49,100 ✕
CSSC	5/8"	1/2"	122,000 ✓	118,000 ✓	115,000 ✓	111,000 ✓	105,000 ✓	106,000 ✓	93,200 ✓	86,000 ✓
CSSB	7/8"	3/4"	N/A	N/A	N/A	N/A	N/A	N/A	N/A	N/A

0.64 Sp Gr, 1000 BTU per Cu. Ft. (37.2 MJ/m³) gas at 0.5 inch water column (124Pa) pressure drop. Per ANSI Z21.24 / CSA 6.10 and ANSI Z21.75 / CSA 6.27 for use with pressures not to exceed 1/2 PSI.

♦ - Sold with Series 1540 Excess Flow Valve.

✕ - Sold with Series 1550 Excess Flow Valve.

✓ - Sold with Series 1560 Excess Flow Valve.

* The flow capacities in the above charts are the minimum performance criterion established in ANSI Z21.24 • CSA 6.10 and ANSI Z21.75 • CSA 6.27. The flow capacity of BrassCraft connectors, regardless of end fitting or gas ball valve assembly, exceeds these minimum flow requirements.

GAS APPLIANCE CONNECTORS

CONNECTOR MINIMUM FLOW CAPACITY CHARTS

PER ANSI Z21.24 / CSA 6.10 AND ANSI Z21.75 /CSA 6.27*

LP GAS (PROPANE)
ENGLISH

NOTE: Connectors should be sized based upon the appliance gas consumption rate. Select a connector with a capacity equal to or greater than the appliance input rate.

CONNECTORS W/ FITTINGS & GAS BALL VALVE

Connector Series	Nom. O.D.	Nom. I.D.	STRAIGHT LENGTH CAPACITY (BTU PER HOUR) - For Propane Gas							
			12"	18"	24"	30"	36"	48"	60"	72"
CSSL/CSST	3/8"	1/4"	76,800	70,080	64,000	58,240	53,440	45,280	39,840	36,960
CSSD	1/2"	3/8"	163,200	148,960	136,000	123,360	113,760	96,800	85,120	78,560
CSSC	5/8"	1/2"	288,000	262,720	240,000	217,600	200,000	169,600	149,120	137,600
CSSB	7/8"	3/4"	465,440	465,440	465,440	432,800	409,440	344,000	315,840	278,240

1.55 Sp Gr., 2500 BTU per Cu. Ft. gas at 0.5 inch water column (124 Pa) pressure drop. Per ANSI Z21.24 / CSA 6.10 and ANSI Z21.75 /CSA 6.27 for use with pressures not to exceed 1/2 PSI.

CONNECTORS W/ APPLIANCE EXCESS FLOW VALVE

Connector Series	Nom. O.D.	Nom. I.D.	STRAIGHT LENGTH CAPACITY (BTU PER HOUR) - FOR PROPANE GAS							
			12"	18"	24"	36"	48"	60"	72"	
CSSL	3/8"	1/4"	67,200 ♦	59,840 ♦	58,880 ♦	53,440 ♦	45,280 ♦	39,840 ♦	36,960 ♦	
CSSD	1/2"	3/8"	163,200 ✘	148,960 ✘	136,000 ✘	113,760 ✘	96,800 ✘	85,120 ✘	78,560 ✘	
CSSC	5/8"	1/2"	195,360 ✓	188,800 ✓	177,600 ✓	168,000 ✓	169,600 ✓	149,120 ✓	137,600 ✓	
CSSB	7/8"	3/4"	N/A	N/A	N/A	N/A	N/A	N/A	N/A	

1.55 Sp Gr., 2500 BTU per Cu. Ft. gas at 0.5 inch water column (124 Pa) pressure drop. Per ANSI Z21.24 / CSA 6.10 and ANSI Z21.75 /CSA 6.27 for use with pressures not to exceed 1/2 PSI.

♦ - Sold with Series 1540 Excess Flow Valve.

✘ - Sold with Series 1550 Excess Flow Valve.

✓ - Sold with Series 1560 Excess Flow Valve.

* The flow capacities in the above charts are the minimum performance criterion established in ANSI Z21.24 / CSA 6.10 and ANSI Z21.75 /CSA 6.27. The flow capacity of BrassCraft connectors, regardless of end fitting or valve assembly, exceed these minimum flow requirements.

GAS APPLIANCE CONNECTORS

CONNECTOR MINIMUM FLOW CAPACITY CHARTS

PER ANSI Z21.24 / CSA 6.10 & ANSI Z21.75 / CSA 6.27*

**NATURAL GAS
METRIC**

NOTE: Connectors should be sized based upon the appliance gas consumption rate. Select a connector with a capacity equal to or greater than appliance input rate.

CONNECTOR W/ FITTING OR BALL VALVE

Connector Series	Nom. O.D.	Nom. I.D.	STRAIGHT LENGTH CAPACITY (WATTS PER HOUR) - FOR NATURAL GAS							
			0.30m (12")	0.46m (18")	0.61m 24"	0.76m (30")	0.91m (36")	1.22m (48")	1.52m (60")	1.83m (72")
CSSL / CSST	3/8"	1/4"	14,067	12,837	11,723	10,668	9,789	8,294	7,297	6,770
CSSD	1/2"	3/8"	29,893	27,285	24,911	22,596	20,837	17,731	15,591	14,390
CSSC	5/8"	1/2"	52,752	48,122	43,961	39,858	36,634	31,066	27,314	25,380
CSSB	7/8"	3/4"	85,254	85,254	85,254	79,276	74,997	63,010	57,852	50,965

0.64 Sp Gr, 1000 BTU per Cu. Ft. (37.2 MJ/m³) gas at 0.5 inch water column (124Pa) pressure drop. Per ANSI Z21.24 / CSA 6.10 and ANSI Z21.75 / CSA 6.27 for use with pressures not to exceed 1/2 PSI.

CONNECTOR W/ APPLIANCE EXCESS FLOW VALVE

Connector Series	Nom. O.D.	Nom. I.D.	STRAIGHT LENGTH CAPACITY (WATTS PER HOUR) - FOR NATURAL GAS							
			0.30m (12")	0.46m (18")	0.61m 24"	0.76m (30")	0.91m (36")	1.22m (48")	1.52m (60")	1.83m (72")
CSSL	3/8"	1/4"	14,067 ♦	12,837 ♦	11,723 ♦	10,668 ♦	9,789 ♦	8,294 ♦	7,297 ♦	6,770 ♦
CSSD	1/2"	3/8"	29,893 ✘	27,285 ✘	24,911 ✘	22,596 ✘	20,837 ✘	17,731 ✘	15,591 ✘	14,390 ✘
CSSC	5/8"	1/2"	43,921 ✓	41,872 ✓	40,407 ✓	37,479 ✓	36,634 ✓	31,066 ✓	27,314 ✓	25,380 ✓
CSSB	7/8"	3/4"	N/A	N/A	N/A	N/A	N/A	N/A	N/A	N/A

0.64 Sp Gr, 1000 BTU per Cu. Ft. (37.2 MJ/m³) gas at 0.5 inch water column (124Pa) pressure drop. Per ANSI Z21.24 / CSA 6.10 and ANSI Z21.75 / CSA 6.27 for use with pressures not to exceed 1/2 PSI.

♦ - Sold with Series 1540 Excess Flow Valve.

✘ - Sold with Series 1550 Excess Flow Valve.

✓ - Sold with Series 1560 Excess Flow Valve.

* The flow capacities in the above charts are the minimum performance criterion established in ANSI Z21.24 • CSA 6.10 and ANSI Z21.75 • CSA 6.27. The flow capacity of BrassCraft connectors, regardless of end fitting or gas ball valve assembly, exceeds these minimum flow requirements.