

# Little GIANT<sup>®</sup>

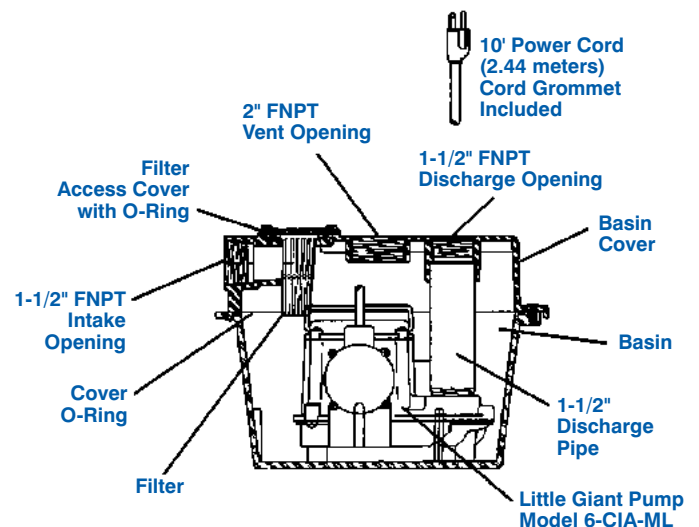
## WRSC-6



(Pump Only)

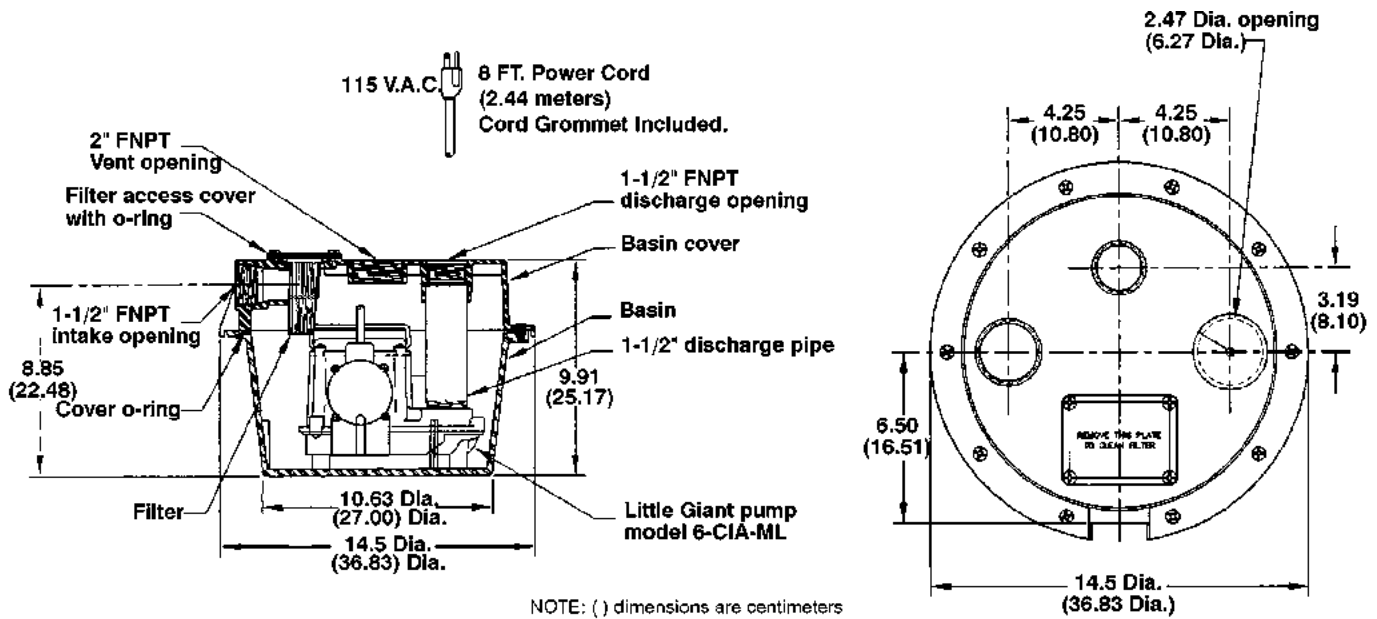
### Features

- Pump made of cast iron housing with protective epoxy coating for corrosion resistance
- Screened intake
- 1/3 HP motor with thermal overload protection
- Automatic diaphragm pressure switch enclosed in nylon housing with “on” level at 4”–7” and “off” level at 1”–3”
- Compact design for limited space applications
- Basin made of polypropylene, light weight, and corrosion resistant
- Basin designed with O-rings to provide a water-tight seal
- Basin cover comes with a removable filter screen for easy cleaning
- Cover comes with 1-1/2” FNPT discharge, a 1-1/2” FNPT intake opening, 2” FNPT vent opening and a rubber cord grommet to fit cord exit hole
- IAPMO listed basin
- Pre-assembled ready to be installed



The compact “DRAINOSAUR” removes water from laundry trays, lavatory sinks, wet bar sinks, dehumidifiers, air conditioners (condensate), water softeners, etc. Installs above floor, no need to dig a sump. Unit is pre-assembled and ready-to-install.

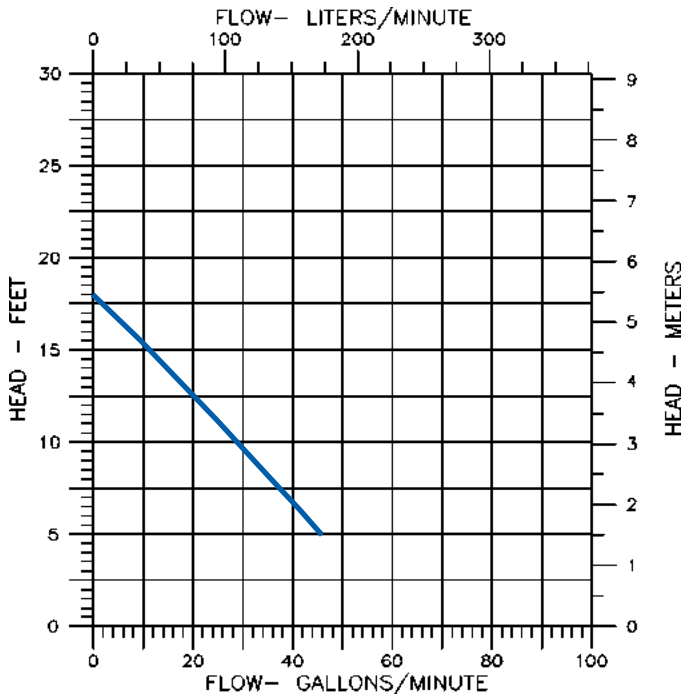
# WRSC-6



## Specifications

Model No.	Item No.	Discharge	Listing	HP	Volts	Hz.	Running Amps/Watts	Flow (GPM @ Head)			Shutoff Head (ft.)	Weight (lbs.)	Dimensions (H x L x W) (in.)
								5'	10'	15'			
WRSC-6	506065	1-1/2"	UL/CSA/IAPMO	1/3	115	60	9/720	45	29	12	18'	25	14.50 x 9.91
WRSC-6	506066	1-1/2"	UL/CSA/IAPMO	1/3	230	50/60	5/720	45	29	12	18'	25	14.50 x 9.91

UL/CSA listing for pump only



## Pump Construction

Motor Housing	Epoxy-coated Cast Iron
Impeller Material	Nylon
Impeller Type	Non-Clog
Volute	Polypropylene
Power Cord	SJTW-A
Mechanical Shaft Seal	Carbon & Ceramic Faces with Nitrile Bellows
Fasteners	Stainless Steel
Shaft	CRS
Bearings	Upper and Lower Sintered Sleeve Bearings

## Basin Construction

Basin/Cover	Polypropylene
Basin Fluid Capacity (approx.)	3.5 Gallons
Discharge Size	1-1/2" FNPT
Intake Size	1-1/2" FNPT
Vent Size	2" FNPT