

Stainless Steel Fittings

Victaulic offers grooved Schedule 10S Types 304L and 316L stainless steel fittings (specify choice on order) manufactured in sizes up to 12"/323.9mm. Fittings are optionally available in Schedule 5S.

Configurations include elbows, tees, reducing tees, concentric reducers and caps.

Victaulic stainless steel fitting pressure ratings are equivalent to the coupling when installed on Schedule 10S (or Schedule 5S) stainless steel pipe.



PATENT PENDING

MATERIAL SPECIFICATIONS

Elbows:

1 - 2 1/2" / 33.7 - 73.0mm and 76.1mm: Schedule 10S, Grade CF8M (Type 316 stainless steel) conforming to ASTM A-351, A-743 and A-744.

3 - 12" / 88.9 - 323.9mm and 76.1mm: Schedule 10S, Type 304 or 316 stainless steel, roll grooved from material conforming to ASTM A-403.

- **Optional:** Schedule 5S

Tees:

1 1/2 - 2 1/2" / 48.3 - 73.0mm: Schedule 10S, Grade CF8M (Type 316 stainless steel) conforming to ASTM A-351, A-743 and A-744.

3-12" / 88.9 - 323.9mm: Schedule 10S, Type 304 or 316 stainless steel roll grooved from material conforming to ASTM 403, or pipe conforming to ASTM A-312, or sheet conforming to ASTM A-240.

Concentric Reducers:

2 x 1 1/2 - 2 1/2 x 2" / 60.3 x 48.3 - 73.0 x 60.3mm: Schedule 10S, Grade CF8M (Type 316 stainless steel) conforming to ASTM A-351, A-743 and A-744.

3 x 2 - 12 x 10" / 88.9 x 60.3 - 323.9 x 273mm: Schedule 10S, Type 304 or 316 stainless steel roll grooved from material conforming to ASTM A-403.

- **Optional:** Schedule 5S

Reducing Tees:

2 x 2 x 1 1/2 - 2 1/2 x 2" / 60.3 x 60.3 x 48.3 - 73.0 x 73.0 x 60.3 mm: Schedule 10S, Grade CF8M (Type 316 stainless steel) conforming to ASTM A-351, A-743 and A-744.

3 x 3 x 2 - 12 x 12 x 10" / 88.9 x 88.9 x 60.3 - 323.9 x 323.9 x 273 mm: Schedule 10S, Type 304 or 316 stainless steel roll grooved from material conforming to ASTM A-403 or pipe conforming to ASTM A-312, or sheet conforming to ASTM A-240.

- **Optional:** Schedule 5S

Caps:

3/4 - 12" / 88.9 - 323.9 mm: Schedule 10S, Grade CF8M (Type 316 stainless steel) conforming to ASTM A-351, A-743 and A-744.

JOB OWNER

System No. _____

Location _____

CONTRACTOR

Submitted By _____

Date _____

ENGINEER

Spec Sect _____ Para _____

Approved _____

Date _____

www.victaulic.com

VICTAULIC IS A REGISTERED TRADEMARK OF VICTAULIC COMPANY. © 2011 VICTAULIC COMPANY. ALL RIGHTS RESERVED.

REV_H



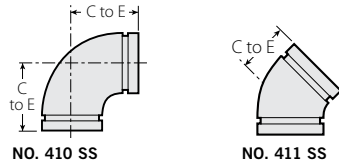
17.16_1

Stainless Steel Fittings

DIMENSIONS

Elbows

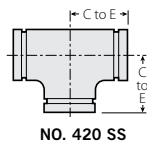
No. 410 SS 90° Elbow
No. 411 SS 45° Elbow



Size Nominal Inches Actual mm	90° Elbow		45° Elbow	
	C to E Inches mm	Aprx. Wgt. Each Lbs. kg	C to E Inches mm	Aprx. Wgt. Each Lbs. kg
1" 33.7	2.88 73.2	0.7 0.3	2.00 50.8	0.6 0.3
1¼" 42.4	3.13 79.5	1.0 0.5	2.00 50.8	0.8 0.4
1½" 48.3	3.50 88.9	1.3 0.6	2.19 55.6	1.0 0.4
2" 60.3	4.50 114.3	2.2 1.0	2.75 69.9	1.6 0.7
2½" 73.0	5.00 127	3.3 1.5	2.81 71.4	2.2 1.0
76.1	5.08 129	2.8 1.3	2.87 72.9	2.1 1.0
3 88.9	4.50 114.3	2.6 1.2	2.00 50.8	1.3 0.6
4 114.3	6.00 152.4	4.7 2.1	2.50 63.5	2.3 1.0
6 168.3	9.00 228.6	11.0 5.0	3.75 95.3	5.5 2.5
8 219.1	12.00 304.8	21.2 9.6	5.00 127	11.0 5.0
10 273.0	15.00 381	36.6 16.6	6.25 158.8	18.5 8.4
12 323.9	18.00 457.2	59.6 25.8	7.50 190.5	28.4 12.9

Tee

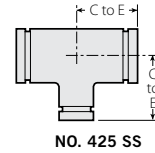
No. 420 SS



Size Nominal Inches Actual mm	Tee	
	C to E Inches mm	Aprx. Wgt. Each Lbs. kg
1½" 48.3	3.38 85.8	2.2 1.0
2" 60.3	2.75 69.9	2.4 1.1
2½" 73.0	3.07 78.0	3.7 1.7
76.1	3.1 78.7	4.5 2.0
3 88.9	3.77 95.7	3.1 1.4
4 114.3	4.47 113.6	4.9 2.2
6 168.3	5.91 150.0	11.7 5.3
8 219.1	7.79 197.8	20.4 9.3
10 273.0	8.89 225.9	34.4 15.6
12 323.9	10.39 264.0	52.4 23.8

Reducing Tee

No. 425 SS



Size Nominal Inches Actual mm	Reducing Tee		
	Inches/mm		Aprx. Wgt. Each Lbs. kg
	C to E Run	C to E Branch	
2 60.3 × 2 60.3 × 1½" 48.3	2.75 70.0	2.75 70.0	2.0 0.9
2½" 73.0 × 2½" 73.0 × 2" 60.3	3.07 77.9	3.07 77.9	3.5 1.6
3 88.9 × 3 88.9 × 2 60.3	3.77 95.7	3.23 82.0	3.1 1.4
	3.77 95.7	3.23 82.0	3.1 1.4
4 114.3 × 4 114.3 × 2 60.3	4.47 113.6	3.82 97.0	4.9 2.2
	4.47 113.6	3.82 97.0	4.9 2.2
6 168.3 × 6 168.3 × 3 88.9	5.91 150.0	4.88 123.9	8.8 4.0
	5.91 150.0	5.12 130.0	9.5 4.3
8 219.1 × 8 219.1 × 4 114.3	7.79 197.8	6.31 160.2	18.1 8.2
	7.79 197.8	6.62 168.1	18.5 8.4
10 273.0 × 10 273.0 × 6 168.3	8.89 225.8	7.70 195.5	28.2 12.8
	8.89 225.8	8.59 218.1	31.3 14.2
12 323.9 × 12 323.9 × 8 219.1	10.39 263.9	9.51 241.5	40.1 18.2
	10.39 263.9	9.98 251.2	47.6 21.6

IMPORTANT NOTE:

* Schedule 10S, Grade CF8M (Type 316 stainless steel) conforming to ASTM A-351, A-743 and A-744.

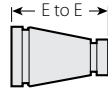
Note: Other sizes, schedules and configurations are available upon request. Contact Victaulic for details.

Stainless Steel Fittings

DIMENSIONS

Concentric Reducer

NO. 450 SS



NO. 450 SS

Size		No. 450 SS Concentric Reducer	
Nominal Inches Actual mm		E to E Inches mm	Aprx. Wgt. Each Lbs. kg
2 60.3	× 1½" 48.3	5.00 127	1.3 0.6
2½ 73.0	× 2" 60.3	5.00 127	1.7 0.8
3 88.9	× 2" 60.3	5.00 127	1.3 0.6
	× 2½" 73.0	5.00 127	1.5 0.7
4 114.3	× 2" 60.3	5.00 127	3.9 1.8
	× 3" 88.9	5.00 127	2.0 0.9
6 168.3	× 3" 88.9	5.50 139.7	4.0 1.8
	× 4" 114.3	5.50 139.7	4.2 1.9
8 219.1	× 4" 114.3	6.00 152.4	5.3 2.4
	× 6" 168.3	6.00 152.4	7.0 3.2
10 273.0	× 6" 168.3	7.00 177.8	8.8 4.0
	× 8" 219.1	7.00 177.8	11.5 5.2
12 323.9	× 8" 219.1	8.00 203.2	13.2 6.0
	× 10" 273	8.00 203.2	17.0 7.7

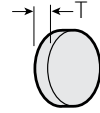
IMPORTANT NOTE:

* Schedule 10S, Grade CF8M (Type 316 stainless steel) conforming to ASTM A-351, A-743 and A-744.

Note: Other sizes, schedules and configurations are available upon request. Contact Victaulic for details.

Cap*

No. 460 SS



NO. 460 SS

Size		No. 460 SS Caps	
Nominal Inches Actual mm		"T" Inches Actual mm	Aprx. Wgt. Each Lbs. kg
¾ 26.9		0.79 20	0.12 0.05
1 33.7		0.79 20	0.18 0.08
1¼ 42.4		0.79 20	0.26 0.1
	1½ 48.6	0.79 20	0.38 0.2
2 60.3		0.98 25	0.57 0.3
	2½ 73.0	1.08 27	0.9 0.4
3 88.9		1.03 26	1.1 0.5
	4 114.3	1.22 31	1.8 0.8
6 168.3		1.75 44	4 1.8
	8 219.1	2.23 57	7 3.2
10 213.0		2.72 69	17.8 8.1
	12 323.9	3.17 83	26.7 12.1

Stainless Steel Fittings

INSTALLATION

Reference should always be made to the I-100 Victaulic Field Installation Handbook for the product you are installing. Handbooks are included with each shipment of Victaulic products for complete installation and assembly data, and are available in PDF format on our website at www.victaulic.com.

WARRANTY

Refer to the Warranty section of the current Price List or contact Victaulic for details.

NOTE

This product shall be manufactured by Victaulic or to Victaulic specifications. All products to be installed in accordance with current Victaulic installation/assembly instructions. Victaulic reserves the right to change product specifications, designs and standard equipment without notice and without incurring obligations.

For complete contact information, visit www.victaulic.com

17.16 2810 REV H UPDATED 4/2011

VICTAULIC IS A REGISTERED TRADEMARK OF VICTAULIC COMPANY. © 2011 VICTAULIC COMPANY. ALL RIGHTS RESERVED.

17.16

