

## Welded Pipe Nipples - Black & Galvanized

Standard Schedule 40, XH Schedule 80



❑ **FIG. 339:**  
Standard  
Black Schedule 40

❑ **FIG. 338:**  
Extra Heavy  
Black Schedule 80

❑ **FIG. 343:**  
Standard  
Galv. Schedule 40

❑ **FIG. 342:**  
Extra Heavy  
Galv. Schedule 80

### Specifications

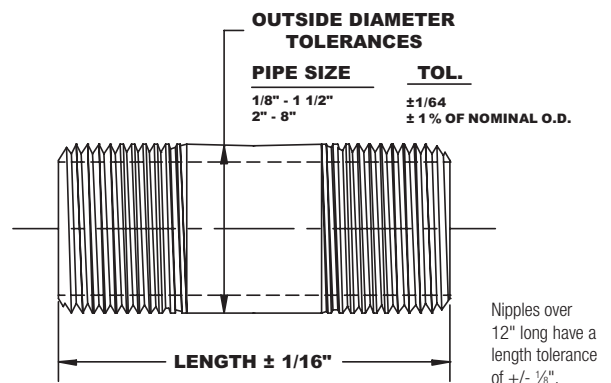
**Dimensions:** ASTM A733 (See table below for standard sizes)

**Threads:** NPT per ASME B1.20.1

**Material:** ASTM A53 Welded Steel Pipe

**Finish:** Black, Hot Dip Galvanized, or Zinc Electroplated

Standard and Extra Heavy Right and Left Nipples available in 1/8" - 4" diameter and 4" or 6" lengths. See Special Design Pipe Nipples on page 5 for more information.



Pipe Size in	Pipe O.D. in	Length Close in	Pipe Nipple Lengths															
			1 1/2	2	2 1/2	3	3 1/2	4	4 1/2	5	5 1/2	6	7	8	9	10	11	12
1/8	0.405	3/4																
1/4	0.540	7/8																
3/8	0.675	1																
1/2	0.840	1 1/8																
3/4	1.050	1 3/8																
1	1.315	1 1/2																
1 1/4	1.660	1 5/8																
1 1/2	1.900	1 3/4																
2	2.375	2																
2 1/2	2.875	2 1/2																
3	3.500	2 5/8																
3 1/2	4.000	2 3/4																
4	4.500	2 7/8																
5	5.563	3																
6	6.625	3 1/8																

**Note:** Other lengths available upon request.  
8" Pipe Size available as POA - contact your Anvil Representative for details.

PROJECT INFORMATION		APPROVAL STAMP	
<b>Project:</b>		<input type="checkbox"/> Approved	
<b>Address:</b>		<input type="checkbox"/> Approved as noted	
<b>Contractor:</b>		<input type="checkbox"/> Not approved	
<b>Engineer:</b>		<b>Remarks:</b>	
<b>Submittal Date:</b>			
<b>Notes 1:</b>			
<b>Notes 2:</b>			



**Specifications**

**Unless otherwise specified** welded nipples ASTM A 53 are furnished on orders for steel nipples in standard and extra strong sizes 1/8" – 8" NPS (6 – 200 DN).

**Welded steel nipples (A 53 Type F or Type E)** are available in standard and extra strong sizes 1/8" – 8" NPS (6 – 200 DN), right hand threads, black or galvanized.

**Seamless nipples** manufactured for the U.S. and International markets are not phosphate coated. Seamless nipples manufactured for Canada are phosphate coated.

**Seamless steel pressure tube nipples (ASTM A 106 Grade B)** are available in standard and extra strong sizes 1/8" – 8" NPS (6 – 200 DN) with right hand threads, black only.

**Right and left steel nipples** are available in standard and extra heavy weight sizes 1/8" – 4" NPS (8 – 50 DN), in 4" (102mm) and 6" (152mm) lengths.

**Nipples** are available from stock in 1/8" – 8" NPS (6 – 200 DN) diameter, close to 12 NPS (300 DN) in length. Sizes 13" – 24" NPS (325 – 600 DN). (Prices on application.)

Steel pipe nipples meet ASTM A733.

1/8" Schedule 40 and 80 galvanized nipples are all electroplated.

**Identification**

Where possible, each seamless pipe nipple is identified with the following:

- A trade mark
- Seamless designation "SMLS"
- Pipe schedule 40, 80, 160, XXS
- Material designation
- Heat number for traceability


<b>Standards and Specifications</b>				
	<b>Dimensions</b>	<b>Material</b>	<b>Thread</b>	<b>Federal/Other</b>
<b>PIPE NIPPLES</b>				
Steel Pipe - Welded	ASTM A733	ASTM A53 Type F or Type E	ASME B1.20.1	WWN 351
Steel Pipe - Seamless (High Temp.)	ASTM A733	ASTM A106 Gr. B	ASME B1.20.1	WWN 351
Brass	ASTM B687	ASTM B43	ASME B1.20.1	WWN 351

## Steel Pipe Nipples

Welded – Ready Cut Pipe Standard – Schedule 40

### “A” ASSORTMENTS

Mixed Cartons (Black — Figure 339 & Galvanized — Figure 343)




Nom. Pipe Size	Close	1½"	2"	2½"	3"	3½"	4"	4½"	5"	5½"	6"	No. of Pieces	Approx. Wt. Lbs.
½"	4	3	3	3	2	2	2	1	2	1	2	25	5.00
½"	20	10	15	10	10	5	10	5	5	5	5	100	18.00
¾"	4	3	3	3	2	2	2	1	2	1	2	25	7.00
¾"	20	10	15	10	10	5	10	5	5	5	5	100	24.00
1"	15	-	15	10	12	5	5	4	3	3	3	75	24.00
1"	5	-	5	3	2	2	2	1	2	1	2	25	10.00
1¼"	5	-	5	3	2	2	2	1	2	1	2	25	12.00
1½"	5	-	5	3	2	2	2	1	2	1	2	25	15.00
2"	6	-	-	3	3	2	3	1	3	1	3	25	22.00

All items ship in bulk quantities.

### “66” PACKS OR ASSORTED 6 CARTONS

Black — Figure 339 & Galvanized — Figure 343




Nom. Pipe Size	Close	1½"	2"	2½"	3"	3½"	4"	4½"	5"	5½"	6"	No. of Pieces	Approx. Wt. Lbs.
⅛"	6	6	6	6	6	6	6	6	6	6	6	66	6.00
¼"	6	6	6	6	6	6	6	6	6	6	6	66	9.00
⅜"	6	6	6	6	6	6	6	6	6	6	6	66	12.00
½"	6	6	6	6	6	6	6	6	6	6	6	66	14.00
¾"	6	6	6	6	6	6	6	6	6	6	6	66	19.00
1"	6	-	6	6	6	6	6	6	6	6	6	60	26.00
1¼"	6	-	6	6	6	6	6	6	6	6	6	60	33.00
1½"	6	-	6	6	6	6	6	6	6	6	6	60	41.00
2"	6	-	-	6	6	6	6	6	6	6	6	54	53.00

All items ship in bulk quantities.

### HANDY PACK ASSORTMENTS

Mixed Cartons (Black — Figure 339 & Galvanized — Figure 343)



Nom. Pipe Size	Close	1½"	2"	2½"	3"	3½"	4"	4½"	5"	5½"	6"	No. of Pieces	Approx. Wt. Lbs.
⅛"	6	6	6	6	6	6	6	6	6	6	6	66	6.00
¼"	6	6	6	6	6	6	6	6	6	6	6	66	9.00
⅜"	6	6	6	6	6	6	6	6	6	6	6	66	12.00
½"	6	6	6	6	6	6	6	6	6	6	6	66	14.00
¾"	6	6	6	6	6	6	6	6	6	6	6	66	19.00
1"	6	-	6	6	6	6	6	6	6	6	6	60	26.00
1¼"	3	-	-	3	3	3	3	3	3	3	3	27	19.00
1½"	3	-	-	3	3	3	3	3	3	3	3	27	23.00
2"	3	-	-	3	3	3	3	3	3	3	3	27	30.00


All items ship in bulk quantities.

## Steel Pipe Nipples

Welded – Ready Cut Pipe Standard – Schedule 40, XH Sch. 80

### SINGLE RUN PACKS

Black — Figure 339 & Galvanized — Figure 343



Nom. Pipe Size	Close	1½"	2"	2½"	3"	3½"	4"	4½"	5"	5½"	6"	No. of Pieces	Approx. Wt. Lbs.
1/8	1	1	1	1	1	1	1	1	1	1	1	11	1.00
1/4	1	1	1	1	1	1	1	1	1	1	1	11	1.50
3/8	1	1	1	1	1	1	1	1	1	1	1	11	2.00
1/2	1	1	1	1	1	1	1	1	1	1	1	11	2.50
3/4	1	1	1	1	1	1	1	1	1	1	1	11	3.50
1	1	-	1	1	1	1	1	1	1	1	1	10	5.00
1¼	1	-	1	1	1	1	1	1	1	1	1	10	7.00
1½	1	-	1	1	1	1	1	1	1	1	1	10	8.00
2	1	-	-	1	1	1	1	1	1	1	1	9	10.00
2½	1	-	-	-	1	1	1	1	1	1	1	8	13.30
3	1	-	-	-	1	1	1	1	1	1	1	8	15.80

All items ship in bulk quantities.

### SINGLE RUN PACKS

Black Only Extra Heavy — Figure 338

Nom. Pipe Size	Close	1½"	2"	2½"	3"	3½"	4"	4½"	5"	5½"	6"	No. of Pieces	Approx. Wt. Lbs.
1/2	1	1	1	1	1	1	1	1	1	1	1	11	3.20
3/4	1	1	1	1	1	1	1	1	1	1	1	11	4.30
1	1	-	1	1	1	1	1	1	1	1	1	10	6.10
1¼	1	-	1	1	1	1	1	1	1	1	1	10	8.40
1½	1	-	1	1	1	1	1	1	1	1	1	10	10.30
2	1	-	-	1	1	1	1	1	1	1	1	9	13.90

All items ship in bulk quantities.


### READY CUT PIPE

Black Extra Long — Figure 339 & Galvanized — Figure 343

Nom. Pipe Size	18"	24"	30"	36"	42"	48"	54"	60"	66"	72"
1/8	5	5	5	5	5	5	5	5	5	5
1/4	5	5	5	5	5	5	5	5	5	5
3/8	5	5	5	5	5	5	5	5	5	5
1/2	5	5	5	5	5	5	5	5	5	5
3/4	5	5	5	5	5	5	5	5	5	5
1	3	3	3	3	3	3	3	3	3	3
1¼	3	3	3	3	3	3	3	3	3	3
1½	3	3	3	3	3	3	3	3	3	3
2	2	2	2	2	2	2	2	2	2	2

### TRAVEL TRAYS

Black — Figure 339 & Galvanized — Figure 343



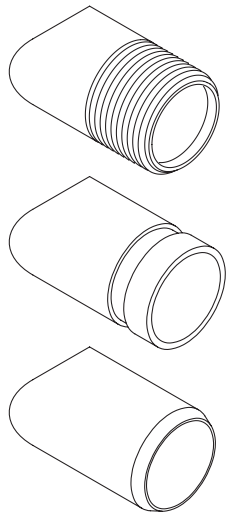
Nom. Pipe Size	Close	1½"	2"	2½"	3"	3½"	4"	4½"	5"	5½"	6"	No. of Pieces	Approx. Wt. Lbs.
1/2	6	6	6	6	6	6	6	6	6	6	6	66	15.00
3/4	6	6	6	6	6	6	6	6	6	6	6	66	20.00
1	5	-	5	5	5	5	5	5	5	5	5	50	22.00

All items ship in bulk quantities.



## Special Design Pipe Nipples

Beck Pipe Nipples are available with a variety of options for customization. To order, begin by selecting the figure number, material, finish, and end treatments from the table below. Then, select the nominal pipe size and specify the length rounded to the nearest 1/16". Contact your Anvil Representative for additional options.

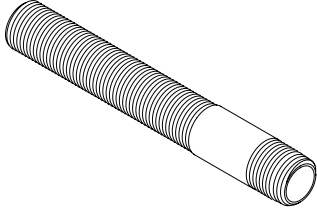
Fig No.	Description	Material	Finish	End #1	End #2	NPS	Length
320SD	Sch. 40 Seamless Nipple <i>Special Design</i>	A	ASTM A106 GR B	A	Plain with Zinc Phosphate Coating	A NPT	A NPT
		B	ASTM A333	B	Plain with Sandblasted Surface	B PLN	B PLN
330SD	Sch. 40 Seamless Nipple - Galvanized <i>Special Design</i>	A	ASTM A106 GR B	A	Hot Dip Galvanized per ASTM A153	C PSQ	C PSQ
		B	ASTM A333	B	Zinc Electroplated per ASTM B633	D PDB	D PDB
		-	-	C	Zinc Electroplated with Yellow Chromate	E ROE	E ROE
325SD	XH/Sch. 80 Seamless Nipple <i>Special Design</i>	A	ASTM A106 GR B	A	Plain with Zinc Phosphate Coating	F BEV	F BEV
		B	ASTM A333	B	Plain with Sandblasted Surface	G NPL	G NPL
335SD	XH/Sch. 80 Seamless Nipple - Galvanized <i>Special Design</i>	A	ASTM A106 GR B	A	Hot Dip Galvanized per ASTM A153	H NPM	H NPM
		B	ASTM A333	B	Zinc Electroplated per ASTM B633	I ISO	I ISO
		-	-	C	Zinc Electroplated with Yellow Chromate	J GRV	J GRV
326SD	Sch. 160 Seamless Nipple <i>Special Design</i>	A	ASTM A106 GR B	A	Plain with Zinc Phosphate Coating	K LHT	K LHT
		B	ASTM A333	B	Plain with Sandblasted Surface	<b>End Codes</b>	
333SD	Sch. 160 Seamless Nipple - Galvanized <i>Special Design</i>	A	ASTM A106 GR B	A	Hot Dip Galvanized per ASTM A153	NPT	Standard NPT Thread per ASME B1.20.1 (RH) (TOE)
		B	ASTM A333	B	Zinc Electroplated per ASTM B633	PLN	Plain End/Roller Cut
		-	-	C	Zinc Electroplated with Yellow Chromate	PSQ	Plain End with Square or Saw Cut
327SD	XXH Seamless Nipple <i>Special Design</i>	A	ASTM A106 GR B	A	Plain with Zinc Phosphate Coating	PDB	Plain End with Square Cut and Deburred
		B	ASTM A333	B	Plain with Sandblasted Surface	ROE	Ream One End - Square Cut End with Ream
329SD	XXH Seamless Nipple - Galvanized <i>Special Design</i>	A	ASTM A106 GR B	A	Hot Dip Galvanized per ASTM A153	BEV	Square Cut End with 37½° Bevel
		B	ASTM A333	B	Zinc Electroplated per ASTM B633	NPL	NPSL Straight Thread per ASME B1.20.1 (Locknut) (Toe)
		-	-	C	Zinc Electroplated with Yellow Chromate	NPM	NPSM Straight Thread per ASME B.1.20.1 (Mechanical) (Toe)
339SD	Sch. 40 Welded Nipple <i>Special Design</i>	A	ASTM A53, Type F, CW	A	Plain with Zinc Phosphate Coating	ISO	ISO/BSPT Taper Threads per ISO 7/1
		B	ASTM A53, Type E, EW	B	Plain with Sandblasted Surface	GRV	Cut Grooved End per Anvil Specification
343SD	Sch. 40 Welded Nipple - Galvanized <i>Special Design</i>	A	ASTM A53, Type F, CW	A	Hot Dip Galvanized per ASTM A153	LHT	NPT-LH / Left Handed NPT Thread per ASME B.1.20.1 (TOE)
		B	ASTM A53, Type E, EW	B	Zinc Electroplated per ASTM B633		
		-	-	C	Zinc Electroplated with Yellow Chromate		
341SD	Tank Nipple - Sch. 40 Welded <i>Special Design</i>	A	ASTM A53, Type E, EW	A	Plain with Zinc Phosphate Coating		
				B	Plain with Sandblasted Surface		
				C	Zinc Electroplated per ASTM B633		
				D	Zinc Electroplated with Yellow Chromate		
344SD	**Butt Nipple - Sch. 40 Welded <i>Special Design</i>	A	ASTM A53, Type F, CW	A	Plain with Zinc Phosphate Coating		
				B	Plain with Sandblasted Surface		
				C	Zinc Electroplated per ASTM B633		
				D	Zinc Electroplated with Yellow Chromate		
345SD	Mining Nipple - Sch. 40 Welded <i>Special Design</i>	A	ASTM A53, Type E, EW	A	Plain with Zinc Phosphate Coating		
				B	Plain with Sandblasted Surface		
				C	Zinc Electroplated per ASTM B633		
				D	Zinc Electroplated with Yellow Chromate		
362SD	Special Design Seamless Nipple Brass & Chromium Plated Brass	A	ASTM B43 Brass	A	Plain		
				B	Chrome Plated		
363SD	Special Design Grooved Adapter Nipple - Aluminum & Brass	A	ASTM B43 Brass	A	Plain		
				B	Chrome Plated		

\*\* NPS and lengths available POA, upon request. Contact your Anvil Representative for details.

## Special Design Pipe Nipples

### TANK NIPPLES

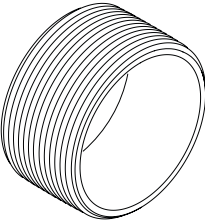
**FIG. 341SD - Black & Galvanized**

	Description	Size	Length	Weight
	<p>Tank Nipples are recommended for use as tank legs, not intended for pressure service. Tank Nipples have standard NPT threads on one end and straight NPSM threads running for 4" on the other end. Tank Nipples are fabricated from ASTM A53 Schedule 40 welded pipe.</p>	1/8	6	0.13
		1/4	6	0.20
		3/8	6	0.28
		1/2	6	0.40
		3/4	6	0.53
		1	6	0.76
		1 1/4	6	1.04
		1 1/2	6	1.28
		2	6	1.56

All Tank Nipples ship in quantities of 25.  
Not intended for pressure service.

### BUTT NIPPLES

**FIG. 344SD - Black & Galvanized**

	Description			
	<p>Butt Nipples are intended for joining couplings or female threaded components end to end without exposing male threads. Butt Nipples have standard NPT male threads on both ends. Threads may have fewer imperfect threads due to reduced nipple length. Butt Nipples are fabricated from ASTM A53 Schedule 40 welded pipe.</p>			
Size	Length	Weight	Quantity	
2	1 1/4	0.28	25	
2 1/2	2	0.87	10	
3	2	1.28	10	
4	2 1/4	1.11	5	

### RIGHT & LEFT NIPPLES

**Black — Figure 339SD & Galvanized — Figure 343SD**

Nom. Pipe Size	Length	Weight	Quantity
1/8	4" or 6"	0.09	-
1/4	4" or 6"	0.13	-
3/8	4" or 6"	0.18	25
1/2	4" or 6"	0.25	25
3/4	4" or 6"	0.35	25
1	4" or 6"	0.51	25
1 1/4	4" or 6"	0.68	25
1 1/2	4" or 6"	0.80	25
2	4" or 6"	1.09	25
2 1/2	4" or 6"	1.50	-
3	4" or 6"	2.00	-
3 1/2	4" or 6"	2.80	-
4	4" or 6"	3.24	-

## General Assembly of Threaded Fittings

- 1) Inspect both male and female components prior to assembly.
  - Threads should be free from mechanical damage, dirt, chips and excess cutting oil.
  - Clean or replace components as necessary.
- 2) Application of thread sealant
  - Use a thread sealant that is fast drying, sets-up to a semi hard condition and is vibration resistant. Alternately, an anaerobic sealant may be utilized.
  - Thoroughly mix the thread sealant prior to application.
  - Apply a thick even coat to the male threads only. Best application is achieved with a brush stiff enough to force sealant down to the root of the threads.
- 3) Joint Makeup
  - For sizes up to and including 2" pipe, wrench tight makeup is considered three full turns past handtight. Handtight engagement for 1/2" through 2" thread varies from 4 1/2 turns to 5 turns.
  - For 2 1/2" through 4" sizes, wrench tight makeup is considered two full turns past handtight. Handtight engagement for 2 1/2" through 4" thread varies from 5 1/2 turns to 6 3/4 turns.