




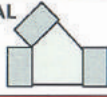










Capitol Forged Steel Fittings

FORGED STEEL FITTINGS

ASME B16.11 ASME B31.8
 ASME B31.1 ASME SA105
 ASME B31.3 ASTM A105
 ASME B31.4 NACE MRO175
 ASME B31.5


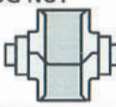
	CLASS/ PRESSURE	SIZE	
		THREADED	SOCKET WELDING
90° ELBOW 	2,000	1/4 - 4"	-
	3,000	1/8 - 4"	1/8 - 4"
	6,000	1/8 - 4"	1/8 - 2"
	9,000	-	1/2 - 2"
45° ELBOW 	2,000	1/4 - 4"	-
	3,000	1/8 - 4"	1/8 - 4"
	6,000	1/8 - 4"	1/8 - 2"
	9,000	-	1/2 - 2"
TEE 	2,000	1/4 - 4"	-
	3,000	1/8 - 4"	1/8 - 4"
	6,000	1/8 - 4"	1/8 - 2"
	9,000	-	1/2 - 2"
CROSS 	2,000	1/4 - 4"	-
	3,000	1/8 - 4"	1/8 - 4"
	6,000	1/8 - 4"	1/8 - 2"
	9,000	-	1/2 - 2"
STREET ELBOW <small>Not covered by B16.11</small> 	3,000	1/8 - 2"	-
	6,000	1/8 - 1 1/2"	-
LATERAL <small>Not covered by B16.11</small> 	3,000	1/2 - 2"	1/2 - 2"
	6,000	3/8 - 1 1/2"	1/2 - 2"
	9,000	-	1/2 - 1 1/2"
COUPLING 	3,000	1/8 - 4"	1/8 - 4"
	6,000	1/8 - 4"	1/8 - 4"
	9,000	-	1/2 - 2"
HALF COUPLING 	3,000	1/8 - 4"	1/8 - 4"
	6,000	1/8 - 4"	1/8 - 4"
	9,000	-	1/2 - 2"
PIPE CAP 	3,000	1/8 - 4"	1/8 - 4"
	6,000	1/8 - 4"	1/8 - 4"
	9,000	-	1/2 - 2"
BUSHINGS 	HEX FLUSH	1/4 - 4"	
	HEX HEAD SQUARE HEAD ROUND HEAD	1/8 - 4"	

MSS SP-79

REDUCER INSERT TYPE 1 	3,000	-	3/8 - 3"
	6,000	-	3/8 - 2 1/2"
REDUCER INSERT TYPE 2 	3,000	-	3/4 - 4"
	6,000	-	3/4 - 2 1/2"



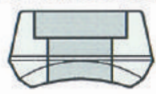
AAR / MSS SP-83*
 ASME SA105
 ASTM A105
 NACE MRO175

UNIONS

	PRESSURE	SIZE	
		THREADED	SOCKET WELDING
OCTAGON NUT 	*3,000	1/8 - 3"	1/8 - 3"
	6,000	1/8 - 2 1/2"	1/8 - 2 1/2"
LUG NUT 	*3,000	1/2 - 4"	1/2 - 4"
	6,000	3/8 - 3"	3/8 - 3"
	9,000	-	3/8 - 2 1/2"

MSS SP-97 / ASME B16.9
 POWER PIPING ASME B31.1
 REFINING ASME B31.3
 LIQUID TRANSPORTATION ASME B31.4
 REFRIGERATION PIPING ASME B31.5
 GAS TRANSMISSION ASME B31.8
 ASME SA105 / ASTM A105
 NACE MRO175

TRANS-O-CON® BRANCH CONNECTIONS

	SCHEDULE/ PRESSURE	SIZE	
		REDUCING	FULL
B W TRANS-O-CON® 	STANDARD	1/4 - 24"	1/2 - 24"
	XS	1/4 - 24"	1/2 - 24"
	160-XXH	1/2 - 4"	1/2 - 4"
THREADED TRANS-O-CON® 	3,000	1/8 - 4"	1/2 - 4"
	6,000	1/2 - 2"	-
S W TRANS-O-CON® 	3,000	1/8 - 4"	1/2 - 4"
	6,000	1/2 - 2"	-

- Stainless, and other chemistries subject to inquiry.
- Elbow and lateral Trans-O-Cons also available.
- Class 10,000 Threaded Fittings subject to inquiry
- Threading Specification ASME B1.20.1
- Larger sizes subject to inquiry.
- Reducer Couplings available.



THE PHOENIX FORGE GROUP



CAPITOL MANUFACTURING
 1125 Capitol Road
 Crowley, LA 70526
1-888-744-7326 • 1-800-848-1100
(337) 783-8626 • FAX: (337) 783-5360

"ON LINE MTR's & CRN's"

www.phoenixforge.com



The Phoenix Forge Group

INDUSTRIAL SPECIFICATIONS

ASTM/ASME A/SA234WPB
ASTM/ASME A/SA403
NACE MRO175
MSS SP-95
ASME B1.20.1

OIL COUNTRY SPECIFICATIONS

API 5CT
API 5L
API STD 5B

SWAGE NIPPLES

CARBON STAINLESS

NPS SIZES



THREADED BOTH ENDS



BEVELED BOTH ENDS



PLAIN BOTH ENDS

SCHEDULE	THREADED ENDS	BEVELED ENDS	PLAIN ENDS
STANDARD	2" – 8"	2" – 4"	2" – 4"
XH	1/4" – 8"	1/4" – 8"	1/4" – 8"
160	1/4" – 8"	1/4" – 8"	1/4" – 8"
XXH	1/4" – 8"	1/4" – 8"	1/4" – 8"

INDUSTRIAL SPECIFICATIONS

ASTM/ASME A/SA234WPB
ASTM/ASME A/SA403
NACE MRO175
MSS SP-95
ASME B1.20.1

OIL COUNTRY SPECIFICATIONS

API 5CT
API 5L
API STD 5B

BULL PLUGS

CARBON STAINLESS

NPS SIZES



THREADED



BEVELED



1/2" TAPPED

SCHEDULE	THREADED ENDS	BEVELED ENDS	PLAIN ENDS
STANDARD	2" – 8"	2" – 8"	2" – 8"
XH	1/4" – 8"	1/4" – 8"	1/4" – 8"
160	1/4" – 8"	1/4" – 8"	1/4" – 8"
XXH	1/4" – 8"	1/4" – 8"	1/4" – 8"

INDUSTRIAL SPECIFICATIONS

ASTM/ASME A/SA106 B
ASTM/ASME A/SA53 TYPE E & F
ASTM/ASME A/SA312
ASTM A733
NACE MRO175
ASME B1.20.1

OIL COUNTRY SPECIFICATIONS

API 5CT
API 5L
API STD 5B

PIPE NIPPLES

CARBON STAINLESS

NPS SIZES



THREADED BOTH ENDS



BEVELED BOTH ENDS



PLAIN BOTH ENDS

SCHEDULE	THREADED ENDS	BEVELED ENDS	PLAIN ENDS
STANDARD	1/8" – 8"	1/8" – 8"	1/8" – 8"
XH	1/8" – 8"	1/8" – 8"	1/8" – 8"
160	1/2" – 4"	1/2" – 4"	1/2" – 4"
XXH	1/2" – 4"	1/2" – 4"	1/2" – 4"

** SEAMLESS **

** WELDED **



CAPITOL MANUFACTURING

1125 Capitol Road
Crowley, LA 70526

1-888-744-7326 • 1-800-848-1100

(337) 783-8626 • FAX: (337) 783-5360

PHOENIX * CAPITOL * CAMCO

"ON LINE MTR's & CRN's"

www.phoenixforge.com

CRN's

MTR's

