



Product information presented here reflects conditions at time of publication. Consult factory regarding discrepancies or inconsistencies.

PUMP COMPANY

Zoeller Family of Water Solutions™

MAIL TO: P.O. BOX 16347 • Louisville, KY 40256-0347
 SHIP TO: 3649 Cane Run Road • Louisville, KY 40211-1961
 (502) 778-2731 • 1 (800) 928-PUMP • FAX (502) 774-3624

visit our web site:
www.zoeller.com

PVC PLASTIC TYPE UNICHECKS

**COMPARE THESE FEATURES
 THE "QUIET CHECK"
 PVC SOLVENT WELD
 WITH UNION CHECK VALVE**

ITEM NUMBER	PIPE SIZE	VALVE BODY	WEIGHT EACH	LENGTH	CARTON QUANTITY
30-0040	1½ inch	White	2 lbs.	9.50 inches	12
30-0041	1½ inch	Clear*	2 lbs.	9.50 inches	12
30-0042	2 inches	White	3 lbs.	10.50 inches	12
30-0043	2 inches	Clear*	3 lbs.	10.50 inches	12
30-0044	3 inches	White	3 lbs.	9.50 inches	8
30-0045	3 inches	Clear*	3 lbs.	9.50 inches	8
QUIET CHECKS WITH QUARTER TURN BALL VALVES					
30-0046	1½ inch	White	3 lbs.	14.75 inches	12
30-0047	1½ inch	Clear*	3 lbs.	14.75 inches	12
30-0048	2 inches	White	4 lbs.	16 inches	12
30-0049	2 inches	Clear*	4 lbs.	16 inches	12

*Clear check valve body allows easy viewing of conditions inside the valve.

- 1/2 lb. spring "magically" eliminates water hammer
- Reduces motor and pump noise from plumbing system
- Designed for both horizontal and vertical usage
- Full flow, non-clog design installation
- Durably constructed PVC check body and compression end fittings
- Solvent weld ends allow for easy installation
- 30-0044 and 30-0045, no unions, solvent weld only



P/N 30-0040
White PVC



P/N 30-0041
Clear PVC



P/N 30-0046
White PVC

- No threading of pipe required
- Pressure rated at 50 PSI (115')
- Consult factory if use over 130° F required
- Suitable for installation below basin cover

P / N	Service Part
152294	1.5" union assembly
152293	2.0" union assembly

COMPRESSION TYPE UNICHECKS



P/N 30-0030



P/N 30-0020



P/N 30-0015

ITEM NUMBER	PIPE SIZE	WEIGHT	LENGTH	CARTON QUANTITY
30-0015	1½ inch	1.1 lbs.	7½ inches	12
30-0020	2 inches	1.7 lbs.	9¾ inches	12
30-0030	3 inches	5 lbs.	14 inches	2


*Pressure rated to 125 psi (285') at 75° F.

GENERAL CAUTION: Water hammer creates momentary high pressure surges. These surges can cause severe damage to check valves and the piping system. Consideration for water hammer must be included in the piping system design. Reference ASPE Data Book, Chapter 2.33. May require check valves with special non-slam features or other engineered solutions.

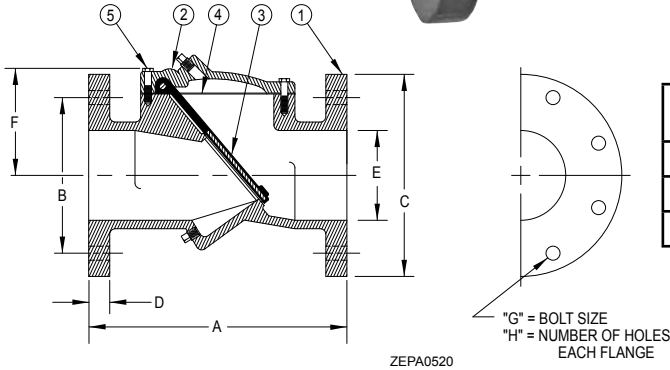
3" & 4" FLANGED CHECK VALVES

Features:

- Heavy duty ductile iron construction
- Angled seal for non-slam closure
- Non-clog design
- Reinforced disc
- Drip tight seating
- Rated up to 250 PSIG
- Designed for both horizontal and vertical usage
- Optional backflow actuator and mechanical indicator



PART NUMBER	PART NAME	MATERIAL
1	Body	Ductile iron ASTM A536, Grade 65-45-12
2	Cover	Ductile iron ASTM A536, Grade 65-45-12
3	Disc	Buna-N w/ steel and nylon reinforcement
4	Gasket	Compressed nonasbestos fiber
5	Cover Bolt	Alloy steel SAE Grade 5



PART NUMBER	VALVE SIZE	"A"	"B"	"C"	"D"	"E"	"F"	"G"	"H"	WEIGHT
6030-0197	2-1/2"	8-1/2	5-1/2	7	11/16	2-1/2	3-3/8	5/8	4	32 lbs.
6030-0202	3"	9-1/2	6	7-1/2	3/4	3	5-1/8	5/8	4	37 lbs.
6030-0203	4"	11-1/2	7-1/2	9	15/16	4	5-3/4	5/8	8	63 lbs.


2" - 3" - 4" CAST IRON PLUG VALVES

Threaded Connection - 2" & 3"
Flanged Connection - 3" & 4"



Features:

- Designed to handle solids bearing flows
- Cast iron housing - rated 175 psi
- 99% pure nickel welded seat
- 1/4 turn Buna plug
- Upper and lower ball bearings
- Provided with hand lever



*Hand lever not shown in pictures.

THREADED MODELS				
SIZE	PART NUMBER	WIDTH	HEIGHT	WEIGHT
2"	6030-0082	5-1/4"	7-1/8"	12 LBS.
3"	6030-0083	8-3/4"	14-1/8"	45 LBS.

FLANGED MODELS				
SIZE	PART NUMBER	WIDTH	HEIGHT	WEIGHT
3"	6030-0085	8"	14-1/8"	53 LBS.
4"	6030-0086	9"	16-3/4"	66 LBS.

GENERAL CAUTION: Water hammer creates momentary high pressure surges. These surges can cause severe damage to check valves and the piping system. Consideration for water hammer must be included in the piping system design. Reference ASPE Data Book, Chapter 2.33.