

Job Name:	
Job Location:	
Engineer:	
Contractor:	
Tag:	
PO#:	
Rep:	
Wholesale Dist.:	

Copper Press Fittings

INTENDED APPLICATION

FLUIDS AND WATER

- HOT & COLD POTABLE WATER
- RAINWATER | GRAY WATER
- CHILLED WATER
- HYDRONIC HEATING
- COOLING WATER
- LOW-PRESSURE STEAM

GASES

- COMPRESSED AIR
- OXYGEN - O₂ (NON-MEDICAL)
- NITROGEN - N₂
- CARBON DIOXIDE - CO₂
- ARGON - Ar
- HYDROGEN - H₂
- VACUUM

FUEL, OIL & LUBRICANT

- ETHANOL

OTHER

- _____



submittal package

press.apollovalves.com
 customer service 704.841.6000
 1.30.2020

APOLLOPRESS® products are ARRA compliant and proudly manufactured in the USA. From fittings, to backflow prevention, our end-to-end press product line gives APOLLOPRESS® the upper hand on any press specified installation as a single-source manufacturer with one of the broadest offerings in the market.

APOLLOPRESS® fittings & valves are offered in sizes ranging from ½" through 4" and come equipped with an EPDM o-ring that has Leak Before Press® functionality to ensure safe and confident connections, minimizing the potential for installation error. APOLLOPRESS® Products are Lead-Free, heat and flame free (no Hot Work Permit needed), and can be installed in a variety of applications using the majority of industry accepted press tools. Whether you are starting a new project, or performing a repair on a "wet" system, APOLLOPRESS® has what you need, making our system the clear and comprehensive choice.

OPERATING PARAMETERS

APOLLOPRESS® fittings & valves must be installed using ASTM B88 compliant tubing for Types K, L, and M hard copper tube sizes ½" through 4", whereas soft copper tube may be used for sizes ½" through 1¼"

- Sealing Element: **EPDM**
- Operating Pressure: **300 PSI Max**
- Operating Temperature: **0°F to 250°F**

FEATURES & BENEFITS

- Proudly Manufactured in USA – ARRA Compliant
- Broadest Press Fitting & Valve Product Offering (All With Lead Free Options)
- Highest Pressure Rating in the Market (300 PSI Max)
- Deeper Cup Depths – Better Seat, Tighter Seal, Straighter Runs
- Patented Leak Before Press® Technology
- Patented Floating/Rotating Flanges
- Close-Turn Large Diameter Elbows for Tight Spaces (Long-Turn Also Available)
- Visual Press Inspection Band for Large Diameter Fittings

APPROVALS & CERTIFICATIONS

APPROVALS	FITTINGS	VALVES
IAPMO PS-117	✓	-
IAPMO/ANSI-Z1157	-	✓
ANSI/NSF-61	✓	✓
ANSI/NSF-372	✓	✓
CSA TIL-MSE 13	✓	-
MSS SP Standards	-	✓
ASSE Standards	-	✓
Directive 2011/65/CE (ROHS)	-	✓
Canadian Registration No. (CRN)	✓	✓
Uniform Plumbing Code (UPC)	✓	✓

COMPLIANT WITH

- ARRA
- ASME B16.51
- Uniform Plumbing Code (UPC®)
- International Plumbing Code (IPC®)
- National Standard Plumbing Code (NSPC)
- Section 1417(d) of the Safe Drinking Water Act
- Section 116875 of the California-Health & Safety Code
- Directive 2011/65/CE (RoHS)

WARRANTY



APPROVED TOOL MANUFACTURERS

- Milwaukee
- Ridgid
- REMS
- DeWalt
- NIBCO (up to 2")
- Rothenberger
- Stanley-Virax

APPROVED APPLICATIONS

TYPES OF SERVICE	SYSTEM OPERATING CONDITIONS COMMENTS	PRESSURE	TEMPERATURE	EPDM O-RING
FLUIDS AND WATER				
Hot & Cold Potable Water		300PSI	0°F-250°F	✓
Rainwater Gray Water		300PSI	0°F-250°F	✓
Chilled Water	Ethylene Propylene Glycol	300PSI	0°F-250°F	✓
Hydronic Heating	Ethylene Propylene Glycol	300PSI	0°F-250°F	✓
Cooling Water	40-90% Ethylene Glycol or Propylene Glycol Solution	200PSI	32°F-250°F	✓
Low-Pressure Steam		Up to 15PSI	248°F	✓
FUEL, OIL & LUBRICANT				
Ethanol	Pure Grain Alcohol	200PSI	32°F-250°F	✓
GASES				
Compressed Air	Less than .025 PPB	200PSI	32°F-250°F	✓
Oxygen - O ₂ (Non-Medical)		140PSI	up to 140°F	✓
Nitrogen - N ₂		200PSI	32°F-250°F	✓
Carbon Dioxide - CO ₂		200PSI	32°F-250°F	✓
Argon - Ar		200PSI	Ambient	✓
Hydrogen - H ₂		125PSI	0°F-250°F	✓
Vacuum		29.2 in Hg	Call	✓

Please contact Apollo product engineering for evaluation and approval of other chemicals that are compatible with EPDM O-Ring

EPDM SEALING ELEMENT

Ethylene-Propylene Diene Monomer, otherwise known as EPDM, is black and shiny in appearance and has an approved operating temperature range of 32°F - 250°F, depending on the application. When properly installed, the EPDM seal will last as long as the copper pipe with which it is joined.

UNDERGROUND INSTALLATIONS

When permitted by state and local codes APOLLOPRESS® fittings are approved for use in underground installations. When buried in an area with corrosive soil conditions the fitting must be protected.

FREEZING CONDITIONS

APOLLOPRESS® fittings and valves may be installed in ambient temperatures down to 0°F. Installed tubing systems exposed to freezing conditions must be protected per state and local code requirements and good installation practice.

STANDARD MATERIALS LIST

LARGE DIAMETER FITTINGS

BODY	UNS C12200 Copper
GRAB RING	316/304 Stainless Steel
SPACER RING	Nylon 66
O-RING	EPDM
LUBRICATION	Silicone, ANSI/NSF-61 Listed

SMALL DIAMETER FITTINGS

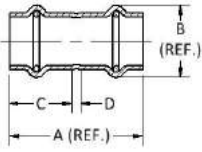
BODY	UNS C12200 Copper
O-RING	EPDM
LUBRICATION	Silicone, ANSI/NSF-61 Listed

BRASS FITTINGS

BODY	UNS C27451 Brass
O-RING	EPDM
LUBRICATION	Silicone, ANSI/NSF-61 Listed

COUPLING

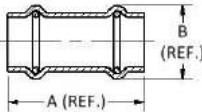
Model 800 | Small Diameter



Item No.	Description	Dimension (in.)							
		A Width	B Height	C* Cup Depth	D**	E	F	G	H
10075500	800 3/4 CxC CPLG W/ ST	1.72	0.95	0.81	0.11				
10075502	800 1/2 CxC CPLG W/ ST	1.89	1.24	0.88	0.13				
10075504	800 1 CxC CPLG W/ ST	2.06	1.49	0.92	0.23				
10077698	800 1 1/4 CxC CPLG W/ ST	2.20	1.74	1.03	0.14				
10077699	800 1 1/2 CxC CPLG W/ ST	2.99	2.11	1.43	0.14				
10077000	800 2 CxC CPLG W/ ST	3.30	2.58	1.58	0.14				

COUPLING - NO STOP

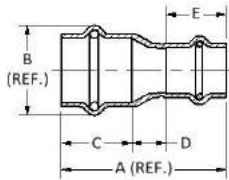
Model 801S & 801L | Small Diameter



Item No.	Description	Dimension (in.)							
		A Width	B Height	C* Cup Depth	D**	E	F	G	H
10075513	801S 3/4 CxC CPLG W/O ST	1.72	0.95						
10075515	801S 1/2 CxC CPLG W/O ST	1.89	1.24						
10075517	801S 1 CxC CPLG W/O ST	2.07	1.49						
10077695	801S 1 1/4 CxC CPLG W/O ST	2.20	1.74						
10077696	801S 1 1/2 CxC CPLG W/O ST	2.99	2.11						
10077697	801S 2 CxC CPLG W/O ST	3.30	2.58						
10075030	801L 3/4 CxC CPLG W/O ST	3.30	0.95						
10075032	801L 1/2 CxC CPLG W/O ST	3.00	1.24						
10075034	801L 1 CxC CPLG W/O ST	3.58	1.49						

COUPLING - REDUCING

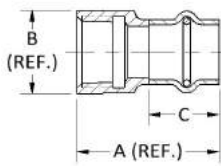
Model 801R | Small Diameter



Item No.	Description	Dimension (in.)							
		A Width	B Height	C* Cup Depth	D**	E	F	G	H
10075900	801R 3/4x1/2 CxC CPLG	2.14	1.24	0.92	0.44	0.79			
10075144	801R 1x3/4 CxC CPLG	2.45	1.49	0.97	0.64	0.85			
10075898	801R 1x1 CxC CPLG	2.30	1.49	0.86	0.48	0.95			
10066001	801R 1 1/4x1 CxC CPLG	3.98	1.75	1.04	2.09	0.85			
10075896	801R 1 1/4x1 CxC CPLG	2.40	1.75	1.06	0.38	0.97			
10066380	801R 1 1/2x1 CxC CPLG	4.87	2.09	1.43	2.63	0.81			
10066381	801R 1 1/2x3/4 CxC CPLG	4.90	2.09	1.43	2.59	0.89			
10066003	801R 1 1/2x1 CxC CPLG	4.60	2.09	1.43	2.25	0.93			
10075128	801R 1 1/2x1 1/4 CxC CPLG	2.87	2.11	1.20	0.63	1.04			
10066398	801R 2x1 CxC CPLG	5.71	2.56	1.59	3.24	0.89			
10066005	801R 2x1 CxC CPLG	5.49	2.56	1.59	2.94	0.97			
10066072	801R 2x1 1/4 CxC CPLG	5.18	2.56	1.59	2.55	1.04			
10075130	801R 2x1 1/2 CxC CPLG	3.72	2.56	1.51	0.90	1.31			

ADAPTER - FEMALE

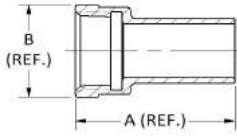
Model 803, 803R | Small Diameter



Item No.	Description	Dimension (in.)							
		A Width	B Height	C* Cup Depth	D**	E	F	G	H
10075750	803 3/4 CxF ADAPT	1.52	1.01	0.88					
10075752	803 3/4 CxF ADAPT	1.73	1.25	1.00					
10075754	803 1 CxF ADAPT	1.76	1.53	0.92					
10075756	803 1 1/4 CxF ADAPT	1.90	1.93	1.04					
10075758	803 1 1/2 CxF ADAPT	2.43	2.20	1.43					
10075760	803 2 CxF ADAPT	2.61	2.73	1.59					
Female Reducing Adapters									
10075780	803R 3/4x1/2 CxF ADAPT	1.34	0.95	0.76					
10075782	803R 3/4x1/4 CxF ADAPT	1.62	1.25	0.76					
10075784	803R 3/4x3/4 CxF ADAPT	1.50	1.24	0.92					
10075796	803R 1x3/4 CxF ADAPT	1.55	1.49	0.92					
10075798	803R 1x1 CxF ADAPT	1.56	1.49	0.92					
10075800	803R 1x1 1/4 CxF ADAPT	1.96	1.93	0.92					
10075786	803R 1 1/4x3/4 CxF ADAPT	1.65	1.75	1.04					
10075788	803R 1 1/4x1 CxF ADAPT	1.80	1.75	1.04					
10075790	803R 1 1/4x1 1/4 CxF ADAPT	1.98	2.20	1.04					
10075792	803R 1 1/2x3/4 CxF ADAPT	2.03	2.09	1.43					
10075794	803R 1 1/2x1 1/4 CxF ADAPT	2.19	2.09	1.43					

STREET ADAPTER - FEMALE

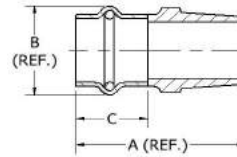
Model 803-2, 803-2R | Small Diameter



Item No.	Description	Dimension (in.)								
		A Width	B Height	C* Cup Depth	D**	E	F	G	H	
10075762	803-2 1/4 FTGxF ADAPT	1.85	1.00			1.15				
10075768	803-2 1/2 FTGxF ADAPT	2.00	1.25			1.25				
10075772	803-2 1 FTGxF ADAPT	2.03	1.53			1.17				
10075774	803-2 1 1/4 FTGxF ADAPT	2.19	1.93			1.28				
10075776	803-2 1 1/2 FTGxF ADAPT	2.57	2.20			1.66				
10075778	803-2 2 FTGxF ADAPT	2.78	2.74			1.84				
Female Reducing Street Adapters										
10075764	803-2R 1/2x3/4 FTGxF ADAPT	1.66	0.84			1.04				
10075766	803-2R 3/4x1 FTGxF ADAPT	1.80	1.25			1.02				
10075770	803-2R 1/2x1 FTGxF ADAPT	1.84	1.02			1.21				
10075804	803-2R 1x1 1/4 FTGxF ADAPT	1.65	1.13			1.2				
10075802	803-2R 1 1/4x1 1/2 FTGxF ADAPT	1.90	1.38			1.31				

ADAPTER - MALE

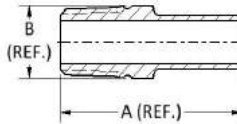
Model 804, 804R | Small Diameter



Item No.	Description	Dimension (in.)								
		A Width	B Height	C* Cup Depth	D**	E	F	G	H	
10075806	804 1/4 CxM ADAPT	1.92	0.97	0.88						
10075808	804 1/2 CxM ADAPT	2.15	1.26	1.20						
10075844	804 1 CxM ADAPT	2.39	1.50	1.00						
10075810	804 1 1/4 CxM ADAPT	2.39	1.80	1.25						
10075812	804 1 1/2 CxM ADAPT	2.68	2.13	1.43						
10075814	804 2 CxM ADAPT	2.97	2.60	1.63						
Male Reducing Adapters										
10075836	804R 1/2x3/4 CxM ADAPT	1.79	0.93	0.76						
10075838	804R 3/4x1 CxM ADAPT	1.86	1.05	0.76						
10075840	804R 1/2x1 1/4 CxM ADAPT	2.21	1.25	0.92						
10075842	804R 3/4x1 CxM ADAPT	2.40	1.50	0.92						
10075854	804R 1x1 1/4 CxM ADAPT	2.24	1.50	0.92						
10075856	804R 1x1 1/2 CxM ADAPT	2.44	1.71	0.92						
10075846	804R 1 1/4x1 CxM ADAPT	2.42	1.76	1.08						
10075848	804R 1 1/2x1 1/4 CxM ADAPT	2.42	1.76	1.04						
10075850	804R 1 1/2x1 1/2 CxM ADAPT	2.62	1.90	1.04						
10075852	804R 1 1/2x2 CxM ADAPT	2.73	2.12	1.43						
10075858	804R 2x1 1/2 CxM ADAPT	3.10	2.57	1.59						

STREET ADAPTER - MALE

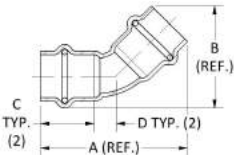
Model 804-2, 804-2R | Small Diameter



Item No.	Description	Dimension (in.)								
		A Width	B Height	C* Cup Depth	D**	E	F	G	H	
10075816	804-2 1/4 FTGxM ADAPT	2.38	0.84			1.15				
10075822	804-2 1/2 FTGxM ADAPT	2.40	1.05			1.19				
10075826	804-2 1 FTGxM ADAPT	2.50	1.31			1.21				
10075828	804-2 1 1/4 FTGxM ADAPT	2.60	1.66			1.26				
10075830	804-2 1 1/2 FTGxM ADAPT	3.28	1.90			1.70				
10075834	804-2 2 FTGxM ADAPT	3.46	2.37			1.84				
Male Reducing Street Adapters										
10075818	804-2R 1/2x3/4 FTGxM ADAPT	1.99	0.66			1.04				
10075820	804-2R 3/4x1 FTGxM ADAPT	2.42	1.05			1.19				
10075824	804-2R 1/2x1 1/4 FTGxM ADAPT	2.31	0.96			1.19				
10075832	804-2R 1x1 1/4 FTGxM ADAPT	2.55	1.32			1.19				

45° ELBOW

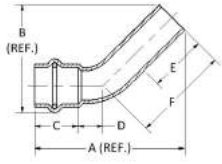
Model 806 | Small Diameter



Item No.	Description	Dimension (in.)							
		A Width	B Height	C* Cup Depth	D**	E	F	G	H
10077670	806 1/2 CxC 45 EL	2.14	1.52	0.78	0.32				
10075062	806 3/4 CxC 45 EL	2.60	1.90	0.92	0.41				
10075064	806 1 CxC 45 EL	3.10	2.28	0.97	0.59				
10075090	806 1 1/4 CxC 45 EL	3.62	2.69	1.09	0.72				
10075092	806 1 1/2 CxC 45 EL	4.20	3.16	1.31	0.78				
10075094	806 2 CxC 45 EL	5.26	3.92	1.59	1.02				

45° STREET ELBOW

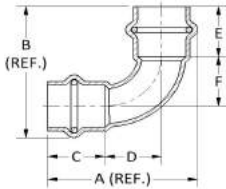
Model 806-2 | Small Diameter



Item No.	Description	Dimension (in.)							
		A Width	B Height	C* Cup Depth	D**	E	F	G	H
10077670	806-2 1/4 FTGxC 45 ST EL	2.60	1.89	0.76	0.43	1.00	1.69		
10075056	806-2 1/2 FTGxC 45 ST EL	2.96	2.25	0.92	0.41	1.38	1.88		
10075058	806-2 1 FTGxC 45 ST EL	3.23	2.33	0.93	0.71	1.16	1.69		
10075084	806-2 1 1/4 FTGxC 45 ST EL	3.67	2.73	1.09	0.72	1.19	1.94		
10075086	806-2 1 1/2 FTGxC 45 ST EL	4.09	3.06	1.31	0.78	1.16	2.02		
10075088	806-2 2 FTGxC 45 ST EL	5.29	3.95	1.59	1.06	1.65	2.72		

90° ELBOW

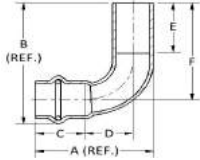
Model 807, 807R | Small Diameter



Item No.	Description	Dimension (in.)							
		A Width	B Height	C* Cup Depth	D**	E	F	G	H
10075554	807 1/4 CxC 90 EL	1.97	1.97	0.75	0.75				
10075556	807 1/2 CxC 90 EL	2.58	2.58	0.92	1.04				
10075052	807 1 CxC 90 EL	2.97	2.97	0.92	1.31				
10075078	807 1 1/4 CxC 90 EL	3.83	3.83	1.09	1.87				
10075080	807 1 1/2 CxC 90 EL	4.37	4.37	1.31	2.02				
10075082	807 2 CxC 90 EL	5.38	5.38	1.59	2.52				
Reducing Elbow									
10066101	807R 3/4x1/2 CxC 90 EL	2.58	3.73	0.92	1.03	0.86	2.25		
10066083	807R 1x1/2 CxC 90 EL	2.97	4.27	0.92	1.31	0.85	2.68		

90° STREET ELBOW

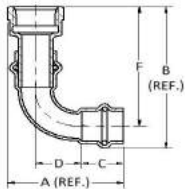
Model 807-2 | Small Diameter



Item No.	Description	Dimension (in.)							
		A Width	B Height	C* Cup Depth	D**	E	F	G	H
10075566	807-2 1/4 FTGxC 90 ST EL	1.80	2.38	0.76	0.73	0.97	1.91		
10075568	807-2 1/2 FTGxC 90 ST EL	2.37	2.82	0.93	1.01	1.06	2.20		
10075046	807-2 1 FTGxC 90 ST EL	2.87	3.56	0.92	1.40	1.13	2.81		
10075072	807-2 1 1/4 FTGxC 90 ST EL	3.64	3.85	1.09	1.87	1.19	2.97		
10075074	807-2 1 1/2 FTGxC 90 ST EL	4.14	4.40	1.31	2.02	1.36	3.34		
10075076	807-2 2 FTGxC 90 ST EL	5.17	5.48	1.59	2.52	1.65	4.21		

90° ELBOW - FEMALE

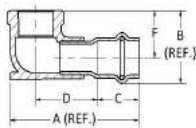
Model 8707-3R & 8707-3R | Small Diameter



Item No.	Description	Dimension (in.)							
		A Width	B Height	C* Cup Depth	D**	E	F	G	H
10066560	8707-3 1/4 CxF 90 EL	2.10	2.91	0.76	0.74		2.44		
10066561	8707-3 1/2 CxF 90 EL	2.58	3.54	0.93	1.03		2.92		
10066562	8707-3 1 CxF 90 EL	2.99	4.07	0.92	1.31		3.33		
10066563	8707-3 1 1/4 CxF 90 EL	3.92	4.91	1.09	1.87		4.04		
10066564	8707-3 1 1/2 CxF 90 EL	4.43	5.63	1.31	2.02		4.58		
10066565	8707-3 2 CxF 90 EL	5.43	6.60	1.51	2.55		5.32		
Reducing Female Elbow									
10066566	8707-3R 1/2x3/4 CxF 90 RED EL	1.97	2.86	0.76	0.74		2.39		
10066567	8707-3R 3/4x1 CxF 90 RED EL	2.13	3.00	0.76	0.74		2.53		
10066568	8707-3R 1x1 1/4 CxF 90 RED EL	2.58	3.47	0.91	1.03		2.85		
10066569	8707-3R 1 1/2x2 CxF 90 RED EL	2.97	3.69	0.92	1.31		2.95		

90° ELBOW - DROP EAR

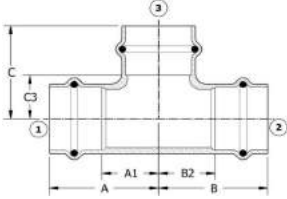
Model 8707-3-5 & 8707-3-5R | Small Diameter



Item No.	Description	Dimension (in.)							
		A Width	B Height	C* Cup Depth	D**	E	F	G	H
10075366	8707-3-5 1/4 CxF 90 DRP EAR EL	2.77	1.34	0.85	1.34		0.88		
10075368	8707-3-5 1/2 CxF 90 DRP EAR EL	3.29	1.62	0.89	1.70		1.00		
Reducing Drop Ear Elbow									
10075367	8707-3-5 1/2x3/4 CxF 90 DRP EAR EL	2.56	1.18	0.85	1.21		0.71		

TEE

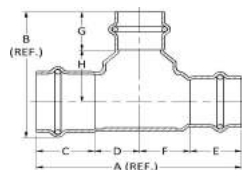
Model 811, 811R, & 811BH | Small Diameter



Item No.	Description	Dimensions (in.)					
		A	A1	B	B2	C	C3
10077739	811 1/4 CxCxC TEE	1.5	0.75	1.5	0.75	1.25	0.5
10077740	811 1/2 CxCxC TEE	1.75	0.85	1.75	0.85	1.49	0.59
10077741	811 1 CxCxC TEE	1.87	0.97	1.87	0.97	1.69	0.79
10077742	811 1/4 CxCxC TEE	2.05	1.02	2.05	1.02	1.89	0.86
10077743	811 1/2 CxCxC TEE	2.56	1.13	2.56	1.13	2.56	1.13
10077744	811 2 CxCxC TEE	2.95	1.37	2.95	1.37	2.95	1.37
10077810	811BH 1/4x1/4x1/4 CxCxC BH TEE	1.71	0.96	1.71	0.96	1.49	0.59
10077784	811R 1/4x1/4x1/4 CxCxC TEE	1.59	0.69	1.73	0.98	1.38	0.63
10077785	811R 1/4x1/4x1/4 CxCxC TEE	1.75	0.85	1.89	1.14	1.49	0.59
10077745	811R 1/4x1/4x1/4 CU CxCxC TEE	1.59	0.69	1.59	0.69	1.38	0.63
10077791	811R 1/4x1/4x1/4 CxCxC TEE	2.05	1.02	2.52	1.77	1.9	0.87
10077792	811R 1/4x1/4x1/4 CxCxC TEE	1.79	0.76	2.2	1.3	1.77	0.87
10077793	811R 1/4x1/4x1 CxCxC TEE	1.91	0.88	2.3	1.4	1.81	0.91
10077794	811R 1/4x1/4x1 CxCxC TEE	2.05	1.02	2.44	1.54	1.89	0.86
10077748	811R 1/4x1/4x1/4 CxCxC TEE	1.68	0.65	1.68	0.65	1.68	0.93
10077749	811R 1/4x1/4x1/4 CxCxC TEE	1.8	0.77	1.8	0.77	1.79	0.89
10077750	811R 1/4x1/4x1 CxCxC TEE	1.91	0.88	1.91	0.88	1.8	0.9
10077795	811R 1/4x1x1 CxCxC TEE	1.67	0.64	1.81	0.91	2.55	0.93
10077796	811R 1/4x1x1 CxCxC TEE	1.79	0.76	2.04	1.14	1.79	0.89
10077797	811R 1/4x1x1 CxCxC TEE	1.91	0.88	2.18	1.28	1.81	0.91
10077801	811R 1/4x1/4x1/4 CxCxC TEE	2.1	0.67	2.11	1.08	2.05	1.15
10077802	811R 1/4x1/4x1 CxCxC TEE	2.17	0.74	2.32	1.29	2.08	1.18
10077803	811R 1/4x1/4x1/4 CxCxC TEE	2.29	0.86	2.36	1.33	2.16	1.13
10077751	811R 1/4x1/4x1/4 CxCxC TEE	1.9	0.47	1.9	0.47	1.85	1.1
10077752	811R 1/4x1/4x1/4 CxCxC TEE	2.09	0.66	2.09	0.66	2.04	1.14
10077753	811R 1/4x1/4x1 CxCxC TEE	2.17	0.74	2.17	0.74	2.08	1.18
10077754	811R 1/4x1/4x1/4 CxCxC TEE	2.29	0.86	2.29	0.86	2.16	1.13
10077798	811R 1/4x1x1 CxCxC TEE	2.1	0.67	2.29	1.39	2.06	1.16
10077799	811R 1/4x1x1 CxCxC TEE	2.17	0.74	2.44	1.54	1.96	1.06
10077800	811R 1/4x1x1/4 CxCxC TEE	2.56	1.13	2.73	1.83	2.56	1.13
10077786	811R 1x1/4x1/4 CxCxC TEE	1.75	0.85	1.99	1.24	1.65	0.75
10077787	811R 1x1/4x1 CxCxC TEE	1.87	0.97	2.27	1.52	1.69	0.79
10077788	811R 1x1/4x1/4 CxCxC TEE	1.59	0.69	1.85	0.95	1.54	0.79
10077789	811R 1x1/4x1/4 CxCxC TEE	1.75	0.85	2	1.1	1.65	0.75
10077790	811R 1x1/4x1 CxCxC TEE	1.87	0.97	2.08	1.18	1.68	0.78
10077746	811R 1x1x1/4 CU CxCxC TEE	1.59	0.69	1.59	0.69	1.54	0.79
10077747	811R 1x1x1/4 CU CxCxC TEE	1.75	0.85	1.75	0.85	1.65	0.75
10077804	811R 2x1/4x1/4 CxCxC TEE	2.52	0.94	2.87	1.87	2.36	1.33
10077805	811R 2x1/4x1/4 CxCxC TEE	2.28	0.7	2.77	1.34	2.28	1.38
10077806	811R 2x1/4x1 CxCxC TEE	2.4	0.82	2.96	1.53	2.28	1.38
10077807	811R 2x1/4x1/4 CxCxC TEE	2.52	0.94	2.98	1.55	2.52	1.49
10077808	811R 2x1/4x1/4 CxCxC TEE	2.71	1.13	3.15	1.71	2.8	1.37
10077809	811R 2x1/4x2 CxCxC TEE	2.96	1.38	3.44	2.01	2.96	1.38
10077755	811R 2x2x1/4 CxCxC TEE	2.13	0.55	2.13	0.55	2.05	1.3
10077756	811R 2x2x1/4 CxCxC TEE	2.37	0.79	2.37	0.79	2.16	1.26
10077757	811R 2x2x1 CxCxC TEE	2.49	0.91	2.49	0.91	2.2	1.3
10077758	811R 2x2x1/4 CxCxC TEE	2.62	1.04	2.62	1.04	2.4	1.37
10077759	811R 2x2x1/4 CxCxC TEE	2.72	1.14	2.72	1.14	2.8	1.37

TEE (MULTI-PIECE CONSTRUCTION)

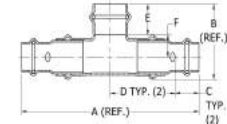
Model 811R | Small Diameter



Item No.	Description	Dimension (in.)							
		A Width	B Height	C* Cup Depth	D**	E	F	G	H
10066397	811R 1/4x1/4x1 CxCxC TEE	6.16	3.16	1.31	0.82	0.89	3.15	0.97	1.14
10066081	811R 1/4x1x1/4 CxCxC TEE	6.12	3.28	1.31	0.94	0.93	2.94	1.09	1.14
10066197	811R 2x1x1/4 CxCxC TEE	7.90	4.35	1.51	1.37	0.97	4.06	1.31	1.76
10066018	811R 2x1x2 CxCxC TEE	7.90	4.17	1.51	1.37	0.97	4.06	1.51	1.37
10066125	811R 2x1/4x1/4 CxCxC TEE	7.59	4.35	1.51	1.37	1.04	3.67	1.31	1.76
10066064	811R 2x1/4x2 CxCxC TEE	7.59	4.17	1.51	1.37	1.04	3.67	1.51	1.37

TEE (MULTI-PIECE CONSTRUCTION)

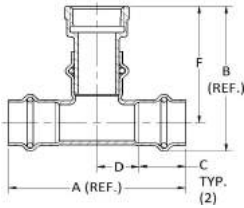
Model 811BH | Small Diameter



Item No.	Description	Dimension (in.)							
		A Width	B Height	C* Cup Depth	D**	E	F	G	H
10066071	811BH 1/4x1/4x1 CxCxC BH TEE	6.38	2.43	0.85	2.34	0.90	0.79		
10066090	811BH 1/4x1/4x2 CxCxC BH TEE	9.75	4.16	1.31	3.57	1.51	1.37		

TEE - FEMALE

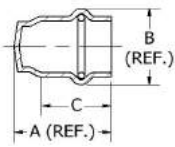
Model 8712 & 8712R | Small Diameter



Item No.	Description	Dimension (in.)								
		A Width	B Height	C* Cup Depth	D**	E	F	G	H	
10066579	8712 1/4 CxCxF TEE	3.00	2.83	0.75	0.75		2.35			
10066580	8712 1/2 CxCxF TEE	3.50	3.21	0.90	0.85		2.59			
Reducing Female Outlet Tee										
10066581	8712 3/4x3/4 CxCxF TEE	3.18	2.96	0.90	0.69		2.34			
10066582	8712 1x1x1/2 CxCxF TEE	3.18	3.25	0.90	0.69		2.50			
10066583	8712 1x1x1/4 CxCxF TEE	3.50	3.40	0.90	0.85		2.66			
10066584	8712 1 1/4x1 1/4 CxCxF TEE	3.60	3.61	1.03	0.77		2.73			
10066585	8712 1 1/2x1 1/2 CxCxF TEE	3.60	3.67	1.03	0.77		2.80			
10066586	8712 1 3/4x1 3/4 CxCxF TEE	4.18	4.04	1.43	0.66		2.89			
10066587	8712 1 1/2x1 1/2 CxCxF TEE	4.18	4.10	1.43	0.66		3.05			
10066588	8712 2x2x1/2 CxCxF TEE	4.26	4.30	1.58	0.55		3.01			
10066589	8712 2x2x3/4 CxCxF TEE	4.74	4.46	1.58	0.79		3.17			

TUBE CAP

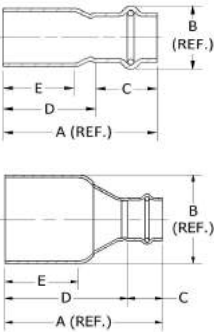
Model 817 | Small Diameter



Item No.	Description	Dimension (in.)							
		A Width	B Height	C* Cup Depth	D**	E	F	G	H
10077850	817 1/4 TUBE CAP	0.91	0.94	0.75					
10077851	817 1/2 TUBE CAP	1.14	1.23	1.05					
10077852	817 1 TUBE CAP	1.19	1.47	1.10					
10075172	817 1 1/4 TUBE CAP	1.53	1.75	1.09					
10075174	817 1 1/2 TUBE CAP	1.80	2.11	1.22					
10075176	817 2 TUBE CAP	2.15	2.56	1.51					

FITTING REDUCER

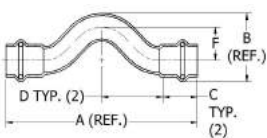
Model 818 | Small Diameter



Item No.	Description	Dimension (in.)							
		A Width	B Height	C* Cup Depth	D**	E	F	G	H
10075146	818 1/4x1/4 FTGxC RED	2.07	0.95	0.86	1.22	0.98			
10075150	818 1x1 FTGxC RED	2.41	1.25	0.85	1.56	1.10			
10075148	818 1x1/2 FTGxC RED	2.22	1.25	0.85	1.37	1.10			
10075336	818 1 1/4x1/4 FTGxC RED	2.83	1.38	0.85	1.98	1.27			
10075154	818 1 1/4x1/2 FTGxC RED	2.69	1.38	0.85	1.84	1.34			
10075156	818 1 1/4x1 FTGxC RED	2.55	1.50	0.97	1.58	1.32			
10075334	818 1 1/2x1/4 FTGxC RED	3.22	1.63	0.89	2.33	1.55			
10075158	818 1 1/2x1 FTGxC RED	2.93	1.63	0.93	2.00	1.53			
10075160	818 1 1/2x1 1/4 FTGxC RED	2.69	1.75	1.04	1.65	1.31			
10075338	818 2x1/4 FTGxC RED	4.04	2.13	0.85	3.19	1.78			
10075340	818 2x1/2 FTGxC RED	3.87	2.12	0.89	2.99	1.83			
10075162	818 2x1 FTGxC RED	3.66	2.13	0.97	2.70	1.83			
10075152	818 2x1 1/4 FTGxC RED	3.34	2.13	1.04	2.30	1.60			
10075164	818 2x1 1/2 FTGxC RED	3.51	2.13	1.31	2.20	1.77			
10068001	818 2 1/2x1/4 FTGxC RED	4.50	2.63	0.89	3.61	2.00			
10068002	818 2 1/2x1 FTGxC RED	4.31	2.63	0.97	3.34	2.00			
10068017	818 2 1/2x1 1/4 FTGxC RED	4.18	2.63	1.04	3.14	2.00			
10068004	818 2 1/2x1 1/2 FTGxC RED	4.28	2.63	1.31	2.97	2.00			
10075165	818 2 1/2x2 FTGxC RED	4.36	2.63	1.51	2.85	2.30			
10068019	818 3x1/4 FTGxC RED	4.92	3.13	0.89	4.03	2.27			
10068008	818 3x1 1/4 FTGxC RED	4.60	3.13	1.04	3.56	2.27			
10068020	818 3x1 1/2 FTGxC RED	4.70	3.13	1.31	3.39	2.27			
10068010	818 3x2 FTGxC RED	4.57	3.13	1.51	3.06	2.26			
10068022	818 4x1/4 FTGxC RED	5.97	4.13	0.89	5.09	2.80			
10068016	818 4x2 FTGxC RED	5.60	4.13	1.51	4.09	2.76			

CROSS-OVER

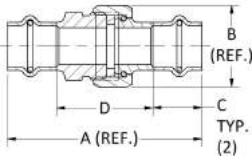
Model 836 | Small Diameter



Item No.	Description	Dimension (in.)							
		A Width	B Height	C* Cup Depth	D**	E	F	G	H
10075370	836 1/4 CxC CROSSOVER	4.50	1.54	0.85	1.41		0.75		
10075372	836 1/2 CxC CROSSOVER	5.50	2.06	0.89	1.87		1.00		

UNION

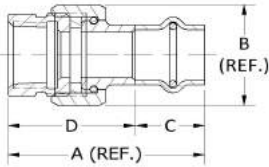
Model 8733 | Small Diameter



Item No.	Description	Dimension (in.)							
		A Width	B Height	C* Cup Depth	D**	E	F	G	H
10075860	8733 1/4 CxC UNION	2.95	1.17	0.76	1.44				
10075862	8733 3/8 CxC UNION	3.65	1.42	0.92	1.82				
10075864	8733 1 CxC UNION	3.79	1.81	0.92	1.96				
10075866	8733 1 1/4 CxC UNION	3.79	2.04	1.04	1.70				
10075868	8733 1 1/2 CxC UNION	3.92	2.28	1.43	1.06				
10075870	8733 2 CxC UNION	4.63	2.95	1.59	1.46				

UNION - FEMALE

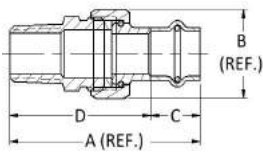
Model 8733-3 | Small Diameter



Item No.	Description	Dimension (in.)							
		A Width	B Height	C* Cup Depth	D**	E	F	G	H
10075872	8733-3 1/4 CxF UNION	2.10	1.17	0.76	1.34				
10075874	8733-3 3/8 CxF UNION	2.84	1.42	0.92	1.92				
10075876	8733-3 1 CxF UNION	2.84	1.81	0.92	1.92				
10075878	8733-3 1 1/4 CxF UNION	3.12	2.04	1.04	2.08				
10075880	8733-3 1 1/2 CxF UNION	3.05	2.28	1.43	1.62				
10075882	8733-3 2 CxF UNION	3.30	2.95	1.59	1.72				

UNION - MALE

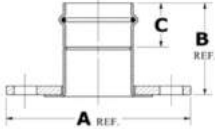
Model 8733-4 | Small Diameter



Item No.	Description	Dimension (in.)							
		A Width	B Height	C* Cup Depth	D**	E	F	G	H
10075884	8733-4 1/4 CxM UNION	2.86	1.17	0.76	2.10				
10075886	8733-4 3/8 CxM UNION	3.38	1.42	0.92	2.46				
10075888	8733-4 1 CxM UNION	3.71	1.81	0.92	2.79				
10075890	8733-4 1 1/4 CxM UNION	3.73	2.04	1.04	2.69				
10075892	8733-4 1 1/2 CxM UNION	3.69	2.28	1.43	2.26				
10075894	8733-4 2 CxM UNION	4.20	2.95	1.59	2.61				

FLANGE ADAPTER - ANSI CLASS 125

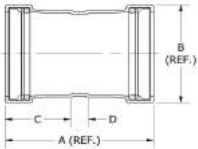
Model 8741 | Small Diameter



Item No.	Description	Dimension (in.)							
		A Width	B Height	C* Cup Depth	D**	E	F	G	H
10075702	8741 2 125 LB FLANGE	6.00	3.37	1.59					

COUPLING

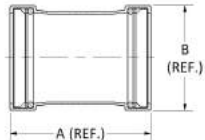
Model 800 | Large Diameter



Item No.	Description	Dimension (in.)							
		A Width	B Height	C* Cup Depth	D**	E	F	G	H
10061947	800 2 1/2 CxC CPLG W/ ST	4.33	3.16	1.90	0.54				
10061952	800 3 CxC CPLG W/ ST	4.65	3.68	2.10	0.46				
10061957	800 4 CxC CPLG W/ ST	5.53	4.70	2.50	0.54				

COUPLING - NO STOP

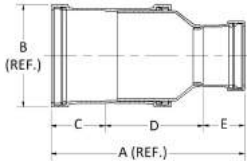
Model 801 | Large Diameter



Item No.	Description	Dimension (in.)							
		A Width	B Height	C* Cup Depth	D**	E	F	G	H
10061932	801 2 1/2 CxC CPLG W/O ST	4.33	3.16						
10061937	801 3 CxC CPLG W/O ST	4.65	3.68						
10061942	801 4 CxC CPLG W/O ST	5.53	4.70						

COUPLING - REDUCING

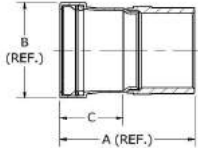
Model 801R | Large Diameter



Item No.	Description	Dimension (in.)							
		A Width	B Height	C* Cup Depth	D**	E	F	G	H
10066440	801R 2½x1 CxC CPLG	6.71	3.16	1.90	3.86	0.97			
10066074	801R 2½x2 CxC CPLG	6.79	3.16	1.90	3.36	1.51			
10066446	801R 3x2 CxC CPLG	7.13	3.68	2.10	3.53	1.51			
10066076	801R 3x2½ CxC CPLG	7.64	3.68	2.10	3.65	1.90			
10066447	801R 4x2 CxC CPLG	8.63	4.70	2.50	4.63	1.51			
10066152	801R 4x3 CxC CPLG	8.93	4.70	2.50	4.34	2.10			

ADAPTER - MALE

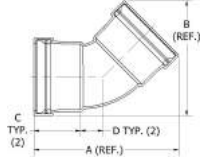
Model 804 | Large Diameter



Item No.	Description	Dimension (in.)							
		A Width	B Height	C* Cup Depth	D**	E	F	G	H
10061982	804 2½ CxM ADAPT	4.04	3.16	1.90	2.14				
10061987	804 3 CxM ADAPT	4.29	3.68	2.10	2.19				
10061992	804 4 CxM ADAPT	5.41	4.70	2.50	2.91				

45° ELBOW

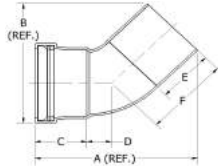
Model 806 | Large Diameter



Item No.	Description	Dimension (in.)							
		A Width	B Height	C* Cup Depth	D**	E	F	G	H
10062052	806 2½ CxC 45 EL	5.89	4.66	1.90	0.90				
10062057	806 3 CxC 45 EL	6.57	5.31	2.10	1.00				
10062062	806 4 CxC 45 EL	8.10	6.67	2.50	1.27				

45° STREET ELBOW

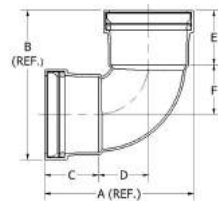
Model 806-2 | Large Diameter



Item No.	Description	Dimension (in.)							
		A Width	B Height	C* Cup Depth	D**	E	F	G	H
10062037	806-2 2½ FTGxC 45 EL	5.97	4.74	1.90	0.91	2.33	3.16		
10062042	806-2 3 FTGxC 45 EL	6.62	5.36	2.10	1.00	2.48	3.41		
10062047	806-2 4 FTGxC 45 EL	8.18	6.74	2.50	1.51	2.87	4.34		

90° ELBOW

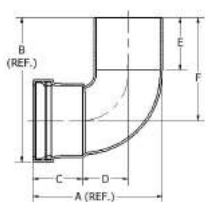
Model 807C & 807L | Large Diameter



Item No.	Description	Dimension (in.)							
		A Width	B Height	C* Cup Depth	D**	E	F	G	H
Close Turn Elbow - Large Diameter									
10062021	807C 2½ CxC 90 EL	5.23	5.23	1.90	1.75				
10062027	807C 3 CxC 90 EL	5.94	5.94	2.10	2.00				
10062032	807C 4 CxC 90 EL	7.44	7.44	2.50	2.59				
Long Turn Elbow - Large Diameter									
10062066	807L 2½ CxC 90 EL	6.67	6.67	1.90	3.19				
10062067	807L 3 CxC 90 EL	8.56	8.56	2.10	4.62				
10062069	807L 4 CxC 90 EL	9.75	9.75	2.50	4.90				

90° STREET ELBOW

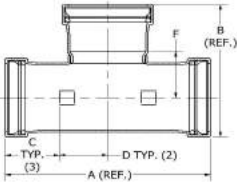
Model 807C-2 & 807L-2 | Large Diameter



Item No.	Description	Dimension (in.)							
		A Width	B Height	C* Cup Depth	D**	E	F	G	H
Close Turn Street Elbow - Large Diameter Copper									
10062007	807-C-2 2½ FTGxC 90 EL	4.96	5.54	1.90	1.75	2.03	3.96		
10062012	807-C-2 3 FTGxC 90 EL	5.66	6.25	2.10	2.00	2.25	4.41		
10062017	807-C-2 4 FTGxC 90 EL	7.15	7.89	2.50	2.59	2.75	5.54		
Long Turn Street Elbow - Large Diameter Copper									
10062071	807-L-2 2½ FTGxC 90 EL	6.40	6.92	1.90	3.19	2.26	5.34		
10062073	807-L-2 3 FTGxC 90 EL	8.28	8.71	2.10	4.62	2.49	6.87		
10062074	807-L-2 4 FTGxC 90 EL	10.44	10.98	2.50	5.88	2.87	8.63		

TEE

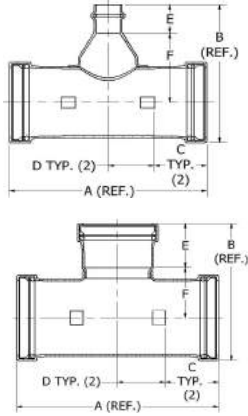
Model 811 | Large Diameter



Item No.	Description	Dimension (in.)							
		A Width	B Height	C* Cup Depth	D**	E	F	G	H
10057518	811 2½ CxCxC TEE	7.15	5.33	1.90	1.67		1.85		
10062072	811 3 CxCxC TEE	7.95	6.18	2.10	1.88		2.24		
10062077	811 4 CxCxC TEE	9.84	7.66	2.50	2.41		2.81		

TEE

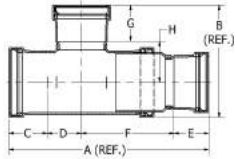
Model 811R | Large Diameter



Item No.	Description	Dimension (in.)							
		A Width	B Height	C* Cup Depth	D**	E	F	G	H
10068042	811R 2½x2½x½ CxCxC TEE	7.15	5.58	1.90	1.67	0.85	3.13		
10068045	811R 2½x2½x¾ CxCxC TEE	7.15	5.42	1.90	1.67	0.89	2.95		
10068048	811R 2½x2½x1 CxCxC TEE	7.15	5.21	1.90	1.67	0.97	2.66		
10068051	811R 2½x2½x1¼ CxCxC TEE	7.15	4.58	1.90	1.67	1.09	1.92		
10068054	811R 2½x2½x1½ CxCxC TEE	7.15	4.83	1.90	1.67	1.47	1.78		
10068057	811R 2½x2½x2 CxCxC TEE	7.15	5.08	1.90	1.67	1.59	1.92		
10068060	811R 3x3x¾ CxCxC TEE	7.95	6.21	2.10	1.87	0.85	3.52		
10068063	811R 3x3x1 CxCxC TEE	7.95	6.05	2.10	1.87	0.89	3.32		
10068066	811R 3x3x1¼ CxCxC TEE	7.95	5.84	2.10	1.87	0.97	3.04		
10068069	811R 3x3x1½ CxCxC TEE	7.95	5.09	2.10	1.87	1.04	2.21		
10068072	811R 3x3x1¾ CxCxC TEE	7.95	5.34	2.10	1.87	1.43	2.07		
10068075	811R 3x3x2 CxCxC TEE	7.95	5.59	2.10	1.87	1.59	2.17		
10062079	811R 3x3x2½ CxCxC TEE	7.95	5.90	2.10	1.88	1.90	2.16		
10068078	811R 4x4x½ CxCxC TEE	9.84	7.32	2.50	2.42	0.85	4.13		
10068081	811R 4x4x¾ CxCxC TEE	9.84	7.16	2.50	2.42	0.89	3.93		
10068084	811R 4x4x1 CxCxC TEE	9.84	6.96	2.50	2.42	0.97	3.64		
10068087	811R 4x4x1¼ CxCxC TEE	9.84	6.10	2.50	2.42	1.04	2.71		
10068090	811R 4x4x1½ CxCxC TEE	9.84	6.35	2.50	2.42	1.43	2.57		
10068093	811R 4x4x2 CxCxC TEE	9.84	6.60	2.50	2.42	1.59	2.67		
10062078	811R 4x4x2½ CxCxC TEE	9.84	6.91	2.50	2.42	1.90	2.66		
10062076	811R 4x4x3 CxCxC TEE	9.84	7.28	2.50	2.42	2.10	2.83		

TEE (MULTI-PIECE CONSTRUCTION)

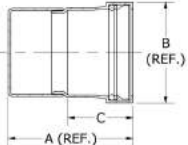
Model 811R | Large Diameter



Item No.	Description	Dimension (in.)							
		A Width	B Height	C* Cup Depth	D**	E	F	G	H
10066515	811R 2½x2x3 CxCxC TEE	13.41	6.18	1.90	5.06	1.51	4.94	2.10	2.24
10066604	811R 3x2x2 CxCxC TEE	10.42	5.59	2.10	1.87	1.51	4.94	1.59	2.17
10066136	811R 3x2½x2½ CxCxC TEE	10.93	5.90	2.10	1.88	1.90	5.06	1.90	2.16

TUBE CAP

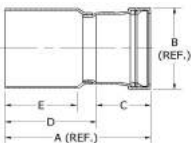
Model 817 | Large Diameter



Item No.	Description	Dimension (in.)							
		A Width	B Height	C* Cup Depth	D**	E	F	G	H
10062142	817 2½ TUBE CAP	3.64	3.16	1.90					
10062147	817 3 TUBE CAP	4.07	3.68	2.10					
10062152	817 4 TUBE CAP	4.96	4.70	2.50					

FITTING REDUCER

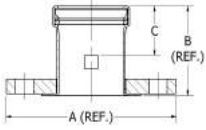
Model 818 | Large Diameter



Item No.	Description	Dimension (in.)							
		A Width	B Height	C* Cup Depth	D**	E	F	G	H
10057500	818 3x2½ FTGxC RED	5.09	3.16	1.90	3.19	2.51			
10057503	818 4x2½ FTGxC RED	5.87	4.13	1.90	3.97	2.67			
10057506	818 4x3 FTGxC RED	5.90	4.13	2.10	3.81	2.65			

FLANGE ADAPTER - ANSI CLASS 125

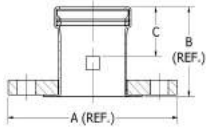
Model 8741 | Large Diameter



Item No.	Description	Dimension (in.)							
		A Width	B Height	C* Cup Depth	D**	E	F	G	H
10061761	8741 2-1/2 125 LB FLANGE	7.00	3.62	1.90					
10061767	8741 3 125 LB FLANGE	7.50	3.75	2.10					
10061736	8741 4 125 LB FLANGE	9.00	3.82	2.50					

FLANGE ADAPTER - ANSI CLASS 150

Model 8771 | Large Diameter



Item No.	Description	Dimension (in.)							
		A Width	B Height	C* Cup Depth	D**	E	F	G	H
10061763	8771 2-1/2 150 LB FLANGE	7.00	3.62	1.90					
10061769	8771 3 150 LB FLANGE	7.50	3.75	2.10					
10061738	8771 4 150 LB FLANGE	9.00	3.82	2.50					

WARRANTY AND LIMITATIONS OF LIABILITY

Conbraco Industries, Inc. and Elkhart Products Corporation warrants, to its initial purchaser only, that its products which are delivered to this initial purchaser will be of the kind described in the order or price list and will be free of defects in workmanship or material. For Valve products, this warranty is for a period of FIVE years from the date of delivery to you, our initial purchaser. This warranty applies to Apollo brand product with "Made in the USA" markings only. Should any failure to conform to these warranties appear within FIVE years after the date of the initial delivery to our initial purchaser, Conbraco will, upon written notification thereof and substantiation that the goods have been stored, installed, maintained and operated in accordance with Conbraco's recommendations and standard industry practice, correct such defects by suitable repair or replacement at Conbraco's own expense. For All Fittings, (Elkhart Products Corporation) this warranty is for a period of FIFTY years from the date of delivery to you, our initial purchaser. Elkhart Products Corporation also warrants that all fittings will be free from defects in material and workmanship which will impair their usefulness provided they are used in the service for which they are recommended. Any fitting which proves to be defective will be replaced or a credit issued, but no incidental labor charges, expenses or damages will be allowed. Apollo International™ Products: Conbraco Industries, Inc. warrants its Apollo International™ products, to be of the kind described in the order or price list and will be free of defects in workmanship or material for a period of TWO years from the date of delivery to you, our initial purchaser.

THIS WARRANTY IS EXCLUSIVE AND IS IN LIEU OF ANY IMPLIED WARRANTY OF MERCHANTABILITY, FITNESS FOR A PARTICULAR PURPOSE OR OTHER WARRANTY OF QUALITY, WHETHER EXPRESSED OR IMPLIED, EXCEPT THE WARRANTY OF TITLE AND AGAINST PATENT INFRINGEMENT. Correction of non-conformities, in the manner and for the period of time provided above, shall constitute fulfillment of all liabilities of Conbraco Industries, Inc. and Elkhart Products Corporation to our initial purchaser, with respect to the goods, whether based on contract, negligence, strict tort or otherwise. It is the intention of Conbraco Industries, Inc. that no warranty of any kind, whether expressed or implied shall pass through our initial purchaser to any other person or corporation.

LIMITATION OF LIABILITY: Conbraco Industries, Inc. and Elkhart Products Corporation SHALL NOT UNDER ANY CIRCUMSTANCES BE LIABLE FOR SPECIAL OR CONSEQUENTIAL DAMAGES SUCH AS, BUT NOT LIMITED TO, DAMAGES OR TO LOSS OF OTHER PROPERTY OR EQUIPMENT, LOSS OF PROFITS OR REVENUE, COST OF CAPITAL, COST OF PURCHASED OR REPLACEMENT GOODS, OR CLAIMS OF CUSTOMERS OF OUR INITIAL PURCHASER. THE REMEDIES OF OUR INITIAL PURCHASER, AND ALL OTHERS, SET FORTH HEREIN, ARE EXCLUSIVE, AND THE LIABILITY OF CONBRACO WITH RESPECT TO SAME SHALL NOT, EXCEPT AS EXPRESSLY PROVIDED HEREIN, EXCEED THE PRICE OF THE GOODS UPON WHICH SUCH LIABILITY IS BASED.

* It is the end user's responsibility to confirm that items intended for use satisfy local codes and standards.

TERMS & CONDITIONS OF SALE

- Payment: 2% 10th prox. Net 30 days.
- All prices F.O.B. shipping point with freight allowed on shipments of 750 pounds and/or \$5,000 net minimum to all shipping points within the United States excluding Alaska and Hawaii. No freight allowed on Air Freight or Parcel Post shipments. Claims for shortages must be made within 10 days of receipt of material. Our responsibility ends when a delivery receipt is furnished us by the carrier.
- No invoice rendered For Less than \$50.00.
- No freight will be allowed on Air Freight, Air Express, Parcel Post or U.P.S. shipments.
- All Conbraco products may be combined to make sufficient weight for full freight allowance.
- Phone order quoted prices are subject to correction. Prices and designs are subject to change without notice.
- Orders for material of special design or specification are made to customer's order and are not subject to cancellation or return.
- All goods returned to us will not be accepted unless a full explanation has been made and our written authorized permission obtained in advance. All goods returned - if accepted - will be credited at invoice price, less 30% for service and rehandling charges, plus shipping expenses.
- We reserve the right to adjust orders to box quantities.