

ANSI Flanges


Dimension	: ANSI B16.5, B16.47, B16.36, B16.48
Material Spec	: ASTM A182, A351, DIN, ASTM A105, A216 WCB
Material Grades	: F304, F304L, F316, F316L, CF8, CF8, CF8M, CF3M, DIN1.4301, DIN1.4306, DIN1.4401, DIN1.4404, DIN1.4308, DIN1.4408, DIN1.4306, DIN1.4409, DIN1.0402, DIN1.0460, DIN1.0619
Class	: 150, 300, 400, 600, 900, 1500, 2500



WELD NECK



THREADED




SLIP-ON



LAP JOINT

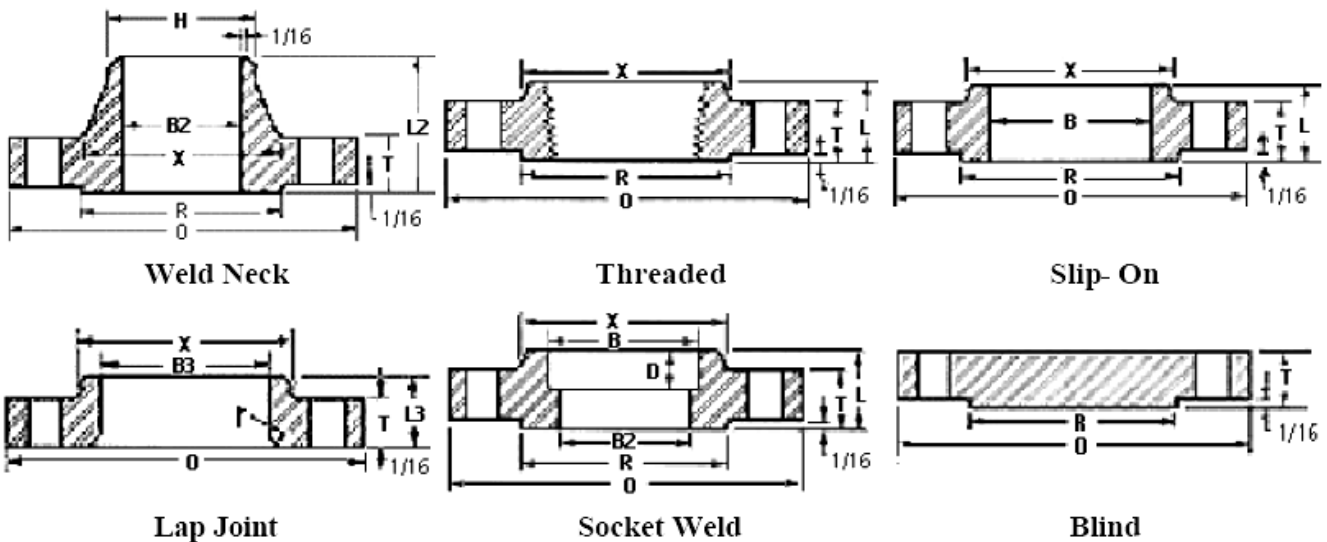


SOCKET WELD



BLIND

ANSI B16.5 Class 150 Flanges



Nom. Pipe Size	O	T1	R	X	No. 2/Dia. of Holes	Bolt Circle Dia.	L21	H	B23	L	B	r	L34	B3	D
1/2	3.50	0.44	1.38	1.19	4-0.62	2.38	1.88	0.84	0.62	0.62	0.88	0.12	0.62	0.90	0.38
3/4	3.88	0.50	1.69	1.50	4-0.62	2.75	2.06	1.05	0.82	0.62	1.09	0.12	0.62	1.11	0.44
1	4.25	0.56	2.00	1.94	4-0.62	3.12	2.19	1.32	1.05	0.69	1.36	0.12	0.69	1.38	0.50
1-1/4	4.62	0.62	2.50	2.31	4-0.62	3.50	2.25	1.66	1.38	0.81	1.70	0.19	0.81	1.72	0.56
1-1/2	5.00	0.68	2.88	2.56	4-0.62	3.88	2.44	1.90	1.61	0.88	1.95	0.25	0.88	1.97	0.62
2	6.00	0.75	3.62	3.06	4-0.75	4.75	2.50	2.38	2.07	1.00	2.44	0.31	1.00	2.46	0.69
2-1/2	7.00	0.88	4.12	3.56	4-0.75	5.50	2.75	2.88	2.47	1.12	2.94	0.31	1.12	2.97	0.75
3	7.50	0.94	5.00	4.25	4-0.75	6.00	2.75	3.50	3.07	1.19	3.57	0.38	1.19	3.60	0.81
3-1/2	8.50	0.94	5.50	4.81	8-0.75	7.00	2.81	4.00	3.55	1.25	4.07	0.38	1.25	4.10	0.88
4	9.00	0.94	6.19	5.31	8-0.75	7.50	3.00	4.50	4.03	1.31	4.57	0.44	1.31	4.60	0.94
5	10.00	0.94	7.31	6.44	8-0.88	8.50	3.50	5.56	5.05	1.44	5.66	0.44	1.44	5.69	0.94
6	11.00	1.00	8.50	7.56	8-0.88	9.50	3.50	6.63	6.07	1.56	6.72	0.50	1.56	6.75	1.06
8	13.50	1.12	10.62	9.69	8-0.88	11.75	4.00	8.63	7.98	1.75	8.72	0.50	1.75	8.75	1.25
10	16.00	1.19	12.75	12.00	12-1.00	14.25	4.00	10.75	10.02	1.94	10.88	0.50	1.94	10.92	1.31
12	19.00	1.25	15.00	14.38	12-1.00	17.00	4.50	12.75	12.00	2.19	12.88	0.50	2.19	12.92	1.56
14	21.00	1.38	16.25	15.75	12-1.12	18.75	5.00	14.00	13.25	2.25	14.14	0.50	3.12	14.18	1.63
16	23.50	1.44	18.50	18.00	16-1.12	21.25	5.00	16.00	15.25	2.50	16.16	0.50	3.44	16.19	1.75
18	25.00	1.56	21.00	19.88	16-1.25	22.75	5.50	18.00	17.25	2.69	18.18	0.50	3.81	18.20	1.94
20	27.50	1.69	23.00	22.00	20-1.25	25.00	5.69	20.00	19.25	2.88	20.20	0.50	4.06	20.25	2.13
22	29.50	1.81	25.25	24.25	20-1.38	27.25	5.88	22.00	21.25	3.13	22.22	0.50	4.25	22.25	2.38
24	32.00	1.88	27.25	26.12	20-1.38	29.50	6.00	24.00	23.25	3.25	24.25	0.50	4.38	24.25	2.50

Dimensions in inches.