

MODEL NUMBER:

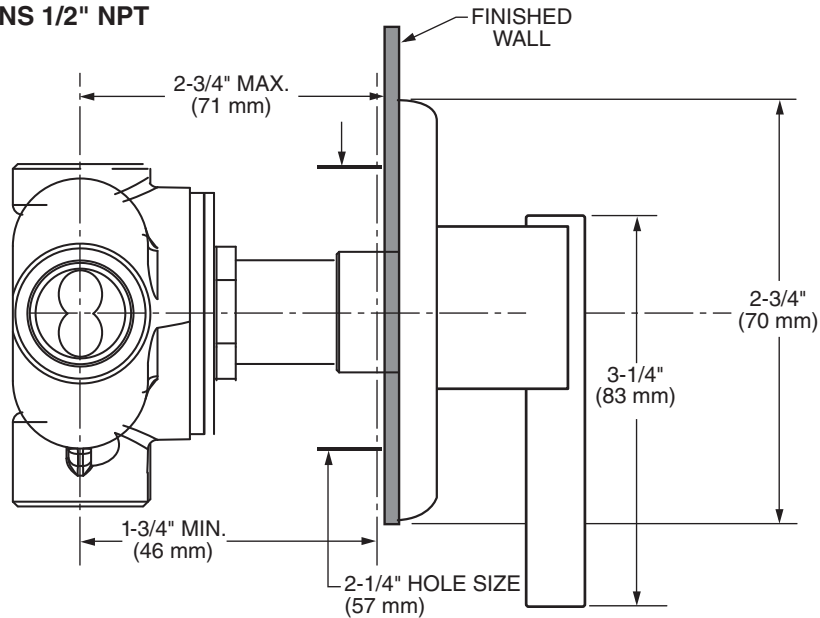
TRIM KIT:

- T184.430 Diverter Valve Trim**
Valve trim ONLY. LESS Valve.

ROUGH VALVES BODIES:

- R422 Two-Way In-Wall Diverter Valve Rough (Discrete)**
1/2" NPT inlets/outlets. 2 Discrete functions. LESS Handle.
- R422S Two-Way In-Wall Diverter Valve Rough (Shared)**
1/2" NPT inlets/outlets. 2 Discrete/ 1 shared functions. LESS Handle.
- R433 Three-Way In-Wall Diverter Valve Rough (Discrete)**
1/2" NPT inlets/outlets. 3 Discrete functions. LESS Handle.
- R433S Three-Way In-Wall Diverter Valve Rough (Shared)**
1/2" NPT inlets/outlets. 3 Discrete/ 3 shared functions. LESS Handle.

ALL CONNECTIONS 1/2" NPT



GENERAL DESCRIPTION:

In-Wall Diverter: Rotational control alternates water flow between two (R422/R422S) or three (R433/R433S) different shower outlets (i.e. showerhead, handspray, body side spray or tub spout). Forged brass valve body. Mixed water inlet and two (R422/R422S) or three (R433/R433S) outlets are marked on back of valve body. 1/2" NPT connections on mixed water inlet and two (R422/R422S) or three (R433/R433S) outlets. Stamped brass escutcheon. Tub port with increased water flow (see chart).

PRODUCT FEATURES:

Solid Brass Construction: Durable, ideal material for prolonged contact with water.

Removable Plaster Guard: Permits checking of valve installation prior to installing trim parts.

NOTE: Cannot be used as a shut-off valve.

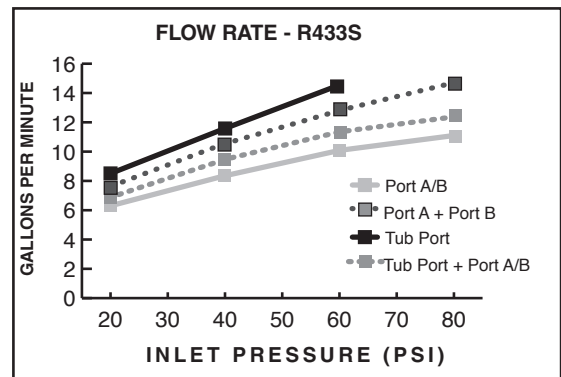
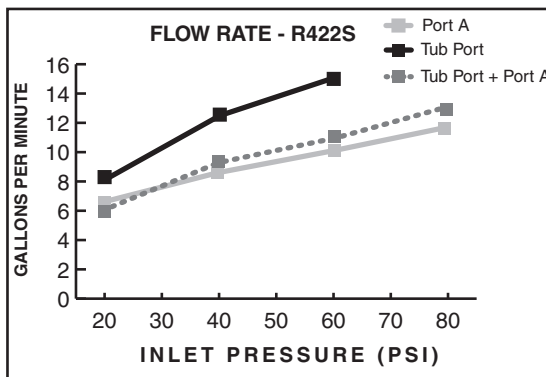
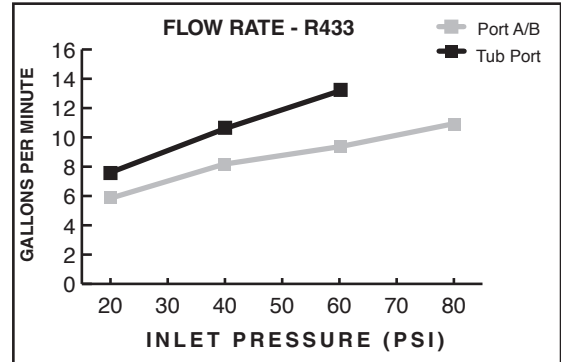
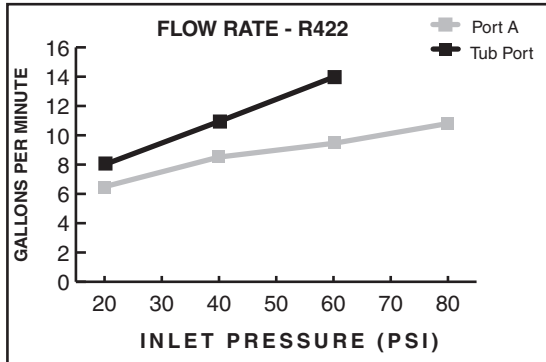
SUGGESTED SPECIFICATION


Two (three) way diverter shall feature a forged brass body with 1/2" NPT mixed water inlet and outlets. Fitting shall be American Standard Model # T184.430.____ (Diverter Valve Trim) and R4____. (Rough Valve Body).

CODES AND STANDARDS

These products meet or exceed the following codes and standards:

ASME A112.18.1



TRIM KITS *	Product Number	Description	* TRIM & ROUGH MUST BE ORDERED SEPARATELY.		Finish Options	
					Polished Chrome	PVD Satin Nickel
					002	295
	T184.430	Diverter Valve Trim. LESS valve.				

ROUGH VALVE BODIES	Product Number	Description
	R422*	Two-Way In-Wall Diverter. 2 Discrete functions. LESS handle.
	R422S*	Two-Way In-Wall Diverter. 2 Discrete/1 shared functions. LESS handle.
	R433*	Three-Way In-Wall Diverter. 3 Discrete functions. LESS handle.
	R433S*	Three-Way In-Wall Diverter. 3 Discrete/3 shared functions. LESS handle.

 Meets the American Disabilities Act Guidelines and **ANSI A117.1** Requirements for the physically challenged.