


RP4A

Reduced Pressure Backflow Preventers with Push Connections

LEAD FREE



Job Name:	
Job Location:	
Engineer:	
Contractor:	
Tag:	
PO#:	
Rep:	
Wholesale Dist.:	

DESCRIPTION

The Apollo® Model RP4A series Reduced Pressure Backflow Preventers with Push End Connections provide maximum protection against back-siphonage or backpressure from substances that are hazardous to the potable water supply. The top accessed modular check valve cartridges provide captured springs, replaceable seats and reversible silicone seat discs. This Made in America assembly features ball valves with stainless steel handles and trim as standard and carries the five-year Apollo® factory warranty.

FEATURES

- Maximum Protection Against Back-Pressure/Back-Siphonage
- Modular Check Valve Cartridges w/ Easily Replaced Parts
- Reversible/Removable Chloramine-Resistant Silicone Seat Discs
- Low Head Pressure Loss
- Top Mounted Test Cocks
- Threaded Testcock Protectors
- Internal Sensing Passage
- Modular Captured Spring Relief Valve
- Lead Free Option
- Standard with Full Port Ball Valves with Stainless Steel Handles
- Corrosion Resistant
- 5 Year Warranty

PERFORMANCE RATING

- Maximum Working Pressure: 175 psig
- Operating Temperature Range: 33°F - 180°F

APPROVALS

- ASSE 1013-2011
- CSA B64.4
- NSF/ANSI 61 Water Quality
- NSF/ANSI 372 Lead Free
- Federal Public Law 111-380
- AWWA C511
- Approved by the Foundation for Cross-Connection Control and Hydraulic Research at the University of Southern California
- Horizontal Installation Approvals on 1/2" - 2"

STANDARD MATERIALS LIST

BODY, CAPS	Bronze (C84400/LF C89836)
BV SHUT-OFFS, TESTCOCKS	Bronze (C84400/LF C87800)
SPRINGS	300 Series SS
SEAT DISCS	Chloramine-Resistant Silicone
DIAPHRAGM	Nitrile and Nylon
CHECK MODULES	Glass-Filled PPO
O-RINGS	Chloramine-Resistant EPDM
BALL VALVE HANDLES	Stainless Steel

Contact local water authorities for installation/service requirements.

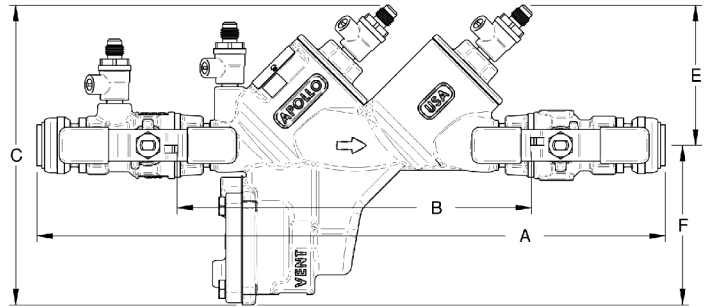
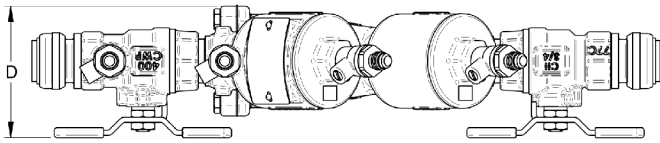
PART NUMBER MATRIX

4A [X]	2 X	X	XX	X
	Y-STRAINER	SIZE	SHUT-OFF VALVES	OPTIONS (CAN BE COMBINED)
4A - NON-LEAD FREE	0 - STANDARD	3 - 1/2"	A2 - W/BALL VALVES (STANDARD)	F - SAE THREADED TEST COCKS (STANDARD 1/2")
4ALF - LEAD FREE	1 - WITH Y-STRAINER (SHIPPED LOOSE)	4 - 3/4"	A4 - W/UNION BALL VALVES (3/4" - 2")	L - LEVER HANDLE (3/4" & 1" ONLY)
		5 - 1"		LL - LOCKING LEVER HANDLES
		6 - 1-1/4"		P - PUSH CONNECTION (FACTORY INSTALLED)
		7 - 1-1/2"	EXAMPLE: 4A 215 A4LL = 1" Reduced Pressure Backflow Preventer with strainer, union ball valves and locking lever handles	
		8 - 2"		

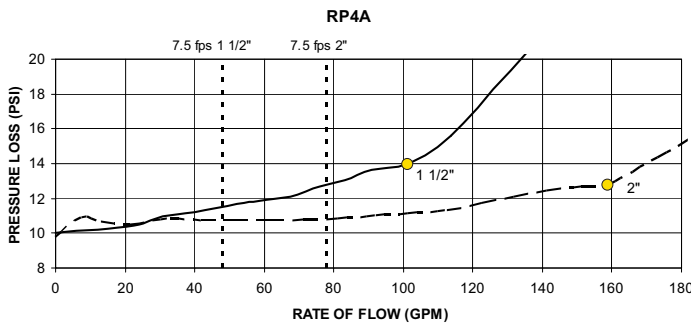
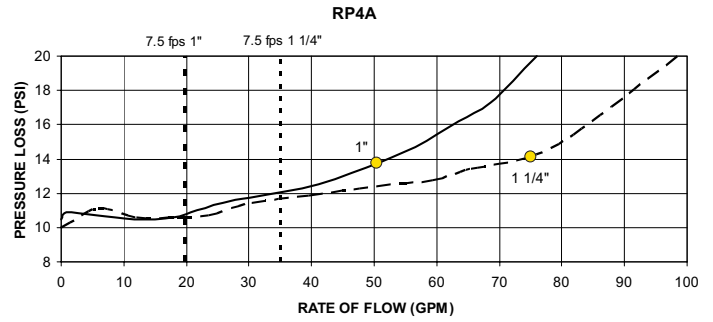
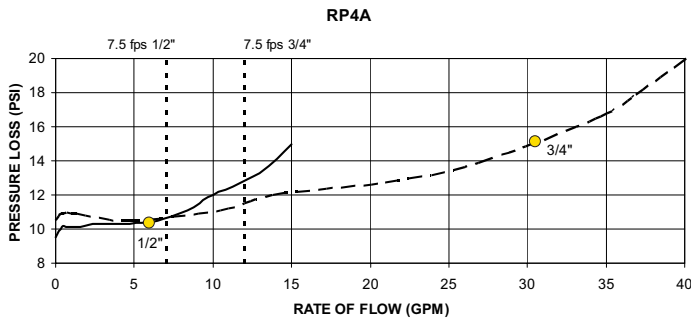
*LEAD FREE: The wetted surfaces of this product shall contain no more than 0.25% lead by weighted average. Complies with Federal Public Law 111-380. ANSI 3rd party approved and listed.

DIMENSIONS

MODEL NO. PART NO. SIZE	RP4A12 4A 203 A2F 1/2"	RP4A12 4A 203 A2F 15 MM	RP4A34 4A 204 A2F 3/4"	RP4A34 4A 204 A2F 20 MM	RP4A1 4A 205 A2F 1"	RP4A1 4A 205 A2F 25MM	RP4A114 4A 206 A2F 1-1/4"	RP4A114 4A 206 A2F 32 MM	RP4A112 4A 207 A2F 1-1/2"	RP4A112 4A 207 A2F 40 MM	RP4A2 4A 208 A2F 2"	RP4A2 4A 208 A2F 50 MM
A*	10-7/8	276	12-5/8	321	14-5/8	371	17-1/2	445	18	457	20-1/8	511
B	7-3/8	187	8-1/2	216	9-1/2	241	11-3/4	298	11-5/8	295	12-3/4	324
C	7-1/8	181	7-3/8	187	8	203	9-7/8	251	9-7/8	251	11	279
D	2-7/8	73	3-1/8	79	3-1/4	83	5-1/8	130	5-1/8	130	5-7/8	149
E	3-1/4	83	3-1/2	89	4	100	4-1/2	114	4-1/2	114	5	127
F	3-7/8	98	3-7/8	98	4	100	5-3/8	137	5-3/8	137	6	150
WEIGHTS	LB.	KG.	LB.	KG.	LB.	KG.	LB.	KG.	LB.	KG.	LB.	KG.
Net Wt.	6.9	3.1	8.2	3.7	11.7	5.3	13.6	6.2	17.4	7.9	24.5	11.1



FLOW CURVES



Curves developed from independent approval agencies actual tests - consult factory for details.

● Indicates rated flow as determined by approval agencies, 7.5 ft/sec is the typical maximum plumbing system flow rate.