


COMMERCIAL
Products Catalog



For **90 years**, we've built our legacy on creating moments of **beauty** where they're least expected and believe that beautiful design starts with **meticulous** attention to detail.



CELEBRATING 90 YEARS



We've forged a reputation as **pioneers** in the cabinet hardware industry, **meticulously** designing products that inspire homeowners to express their personal style.

Our **experience** allows us to anticipate solutions, **thoughtfully** considering every detail and going to extraordinary lengths to deliver **excellence**.



Contents

Metallic Finish Options	4
Finish Matrix	5

Cabinet Hardware

Allison™ Value - Contemporary	41
Allison™ Value - Traditional/Transitional	87
Ashby	78
Bar Pulls	36
Blackrock™	48
Brass Classics	81
Brass Wire Pulls	40
Candler	52
Conrad™	20
Crawford	72
Creased Bow™	24
Cup Pulls	79
Cyprus™	18
Davenport	51
Dulcet™	32
Edge Pulls	35
Esquire	14
Essential'Z™	28
Essential'Z™ Stainless Steel	25
Extensity	55
Granby	82
Harmony	31
Highland Ridge	62
Inspirations™	68
Kane™	65
Kontur	34



Monument	17
Mulholland™	84
Revitalize	73
Riva	22
Rochdale™	57
Sleek	33
St. Vincent	16
Traditional Classics	77
Westerly™	59

Decorative Hooks

Contemporary Coat & Hat	97
Double Prong	98
Large Classic Coat & Hat	96
Medium Classic Coat & Hat	95
Pilltop Coat & Hat	96
Robe	95
Single Prong	97

Bath Hardware

Arrondi™	99
----------------	----

Product Index	101
Metric & US Conversions ..	107

Our commercial offering is constantly evolving. Please check under support on our website at Amerock.com to download the latest catalog.

METALLIC FINISH OPTIONS

For your reference, we've created this compilation of the metallic finishes featured throughout our Commercial Catalog.



Polished Chrome
(26) (CH)



**Polished Nickel/
Stainless Steel**
(PN) (PSS)



**Satin Nickel
Matte** (SN)



Sterling Nickel
(G9)



Silver
(S)



Satin Nickel
(G10)



Stainless Steel
(SS)



**Anodized
Aluminum** (AA)



Brushed Chrome
(26D) (SCH)



Antique Silver
(AS)



Aged Pewter
(AP)



Antique Nickel
(AN)



Weathered Nickel
(WN)



**Golden
Champagne** (BBZ)



Polished Brass
(3) (B) (PB)




Gilded Bronze
(GB)



Antique English
(AE)



Elegant Brass
(EB)



Burnished Brass
(BB) (077)



Caramel Bronze
(CBZ)



Roman Bronze
(RB)



Venetian Bronze
(VB)



**Oil-Rubbed
Bronze** (ORB)



**Dark Oiled
Bronze** (DOB)



Wrought Iron
(WI)



**Wrought Iron
Dark** (WID)



Gunmetal
(GM)



Graphite
(GPH)



Black Nickel
(BN) (BNB)



Black Bronze
(BBR)



Flat/Matte Black
(FB)








White
(GW)

AVAILABLE FINISHES

FINISH MATRIX

PULLS

26	PN	SN	G10	SS	AA	AN	BBZ	ORB	GPH	BBR	Two-Tone	Collection	PG	
												• Esquire	14	
	•		•				•	•		†		St. Vincent	16	
	•		•					•				Monument	17	
	•		•				•	•		•		Cyprus™	18	
			•					•				Conrad™	20	
			•					•				Conrad™	21	
			•					•				Conrad™	21	
			•						•			Riva	22	
•			•		•							Creased Bow™	24	
				•								Essential'Z™ Stainless Steel	26	
				•								Essential'Z™ Stainless Steel	27	
		•				•						Essential'Z™	28	
		•										Essential'Z™	29	
		•		•								Essential'Z™	30	
			•									Essential'Z™	30	
			•									Harmony	31	

Silver Tone Finishes
 Gold Tone Finishes
 Brown Tone Finishes
 Black Tone Finishes
 Two-Tone Finishes

















Finish chip switches are located on page 4.

†Launching later in 2018.

FINISH MATRIX

AVAILABLE FINISHES

PULLS

	PG	Collection	26	PN	G9	G10	SS	26D/SCH	BBZ	3	CBZ	ORB	GM	BBR	FB
	32	Dulcet™	•			•									
	33	Sleek	•			•		•							
	34	Kontur				•									
	35	Edge Pulls		•		•						•			†
	36	Bar Pulls		•	•		•		•		•	•	•	•	
	40	Brass Wire Pulls	•			•		•							
	40	Brass Wire Pulls				•									
	41	Allison™ Value - Contemporary	•			•		•		•					
	42	Allison™ Value - Contemporary						•							
	42	Allison™ Value - Contemporary						•							
	43	Allison™ Value - Contemporary	•			•									
	44	Allison™ Value - Contemporary				•									
	44	Allison™ Value - Contemporary	•			•					•				•
	45	Allison™ Value - Contemporary				•									
	45	Allison™ Value - Contemporary				•									
	46	Allison™ Value - Contemporary	•			•									•

Silver Tone Finishes
 Gold Tone Finishes
 Brown Tone Finishes
 Black Tone Finishes


Finish chip swatches are located on page 4.

†Launching later in 2018.

AVAILABLE FINISHES

FINISH MATRIX

PULLS

26	PN	G10	AS	AP	WN	BBZ	GB	CBZ	RB	VB	ORB	DOB	GM	GPH	BN	BBR	FB	Collection	PG	
	•	•				•					•		•			•		Blackrock™	49	
		•									•		•					Davenport	51	
	•	•	•			•		•		•	•		•			•		Candler	53	
		•	•								•							Extensity	55	
		•												•				Rochdale™	57	
	•	•				•					•		•			•		Westerly™	60	
	•	•		•		•		•				•				•		Highland Ridge	63	
	•	•	•		•	•	•		•		•					•		Kane™	66	
		•			•			•			•						•	Inspirations™	70	
		•				•					•							Crawford	72	
	•	•				•	•	•		•	•		•			•		Revitalize	74	
•	•	•									•					•		Granby	82	
	•	•				•	•			•	•		•			•		Mulholland™	85	
		•									•							Allison™ Value - Traditional/Transitional	87	
		•									•							Allison™ Value - Traditional/Transitional	88	
		•									•							Allison™ Value - Traditional/Transitional	89	







Silver Tone Finishes
 Gold Tone Finishes
 Brown Tone Finishes
 Black Tone Finishes

Finish chip switches are located on page 4.






FINISH MATRIX

AVAILABLE FINISHES





PULLS

	PG	Collection	26	PN	G9	G10	SS	AS	WN	BBZ	3	EB	BB	CBZ	RB	ORB	WI	GM	GPH	BN	BBR	FB	Plastic	
	90	Allison™ Value - Traditional/Transitional	•			•																		
	91	Allison™ Value - Traditional/Transitional				•																		
	92	Allison™ Value - Traditional/Transitional				•																		
	92	Allison™ Value - Traditional/Transitional				•																		
	92	Allison™ Value - Traditional/Transitional				•									•									
	94	Allison™ Value - Traditional/Transitional																						•

CUP PULLS

	68	Kane™		•		•			•	•						•								
	78	Ashby		•		•			•	•						•								
	79	Cup Pulls	•	•		•		•		•		•	•		•	•			•		•			
	80	Cup Pulls				•			•		•		•				•					•		
	80	Cup Pulls				•									•									

APPLIANCE PULLS

	19	Cyprus™		†		•				•					†							†		
	23	Riva				•															•			
	39	Bar Pulls		•	•		•			†				•	•				•			†		
	50	Blackrock™		†		•				†					•							•		

Silver Tone Finishes
 Gold Tone Finishes
 Brown Tone Finishes
 Black Tone Finishes
 Plastic











Finish chip swatches are located on page 4.

†Launching later in 2018.







AVAILABLE FINISHES

FINISH MATRIX

APPLIANCE PULLS

26	PN	G10	SS	AA	AS	AP	WN	BBZ	GB	CBZ	VB	ORB	DOB	GPH	BBR	FB	Two-Tone	Collection	PG	
	†	•			•			†		•	•	•			†			Candler	54	
		•			•							•						Extensity	56	
		•												•				Rochdale™	58	
	†	•						†				†		•	†			Westerly™	61	
	•	†				•		†		•			•		†			Highland Ridge	64	
	†	•					•	†				•			†			Kane™	67	
		•					•			•		•					•	Inspirations™	71	
		•							•	•	•	•						Revitalize	76	
		•										•						Granby	83	
	†	•						†	•		•	•			†			Mulholland™	86	

KNOBS

																		•	Esquire	14	
	•	•						•				•			†				St. Vincent	16	
		•										•							Conrad™	20	
		•												•					Riva	22	
	•	•		•															Creased Bow™	24	
			•																Essential'Z™ Stainless Steel	25	

Silver Tone Finishes
 Gold Tone Finishes
 Brown Tone Finishes
 Black Tone Finishes
 Two-Tone Finishes

Finish chip switches are located on page 4.

† Launching later in 2018.

FINISH MATRIX

AVAILABLE FINISHES

KNOBS

	PG	Collection	AVAILABLE FINISHES															
			26	PN	SN	G9	G10	SS	AS	AN	BBZ	CBZ	VB	ORB	GM	GPH	BBR	FB
	25	Essential'Z™ Stainless Steel							•									
	25	Essential'Z™ Stainless Steel							•									
	28	Essential'Z™			•													
	33	Sleek	•					•										
	36	Bar Pulls		•		•			•		•	•	•	•	•	•	•	•
	46	Allison™ Value - Contemporary						•										•
	47	Allison™ Value - Contemporary	•					•				•						•
	47	Allison™ Value - Contemporary	•					•				•						•
	48	Blackrock™		•				•			•	•	•	•	•	•	•	•
	48	Blackrock™		•				•			•	•	•	•	•	•	•	•
	51	Davenport						•				•		•				
	52	Candler		•				•		•	•	•	•	•	•	•	•	•
	55	Extensity						•		•			•					
	57	Rochdale™						•								•		
	59	Westerly™		•				•			•	•	•	•	•	•	•	•
	59	Westerly™		•				•			•	•	•	•	•	•	•	•

Silver Tone Finishes
 Gold Tone Finishes
 Brown Tone Finishes
 Black Tone Finishes

Finish chip swatches are located on page 4.

AVAILABLE FINISHES

FINISH MATRIX

KNOBS

26	PN	G10	26D	AP	WN	BBZ	B	GB	AE	CBZ	VB	ORB	DOB	WI/WID	GM	GPH	BNB	BBR	FB	Two-Tone	Collection	PG	
	•	•		•		•				•			•								Highland Ridge	62	
	•	•		•		•				•			•								Highland Ridge	62	
	•	•			•	•						•									Kane™	65	
		•			•																Inspirations™	68	
		•			•					•		•									Inspirations™	69	
		•			•									•							Inspirations™	70	
		•				•															Crawford	72	
	•	•				•	•			•	•	•			•						Revitalize	73	
	•	•					•			•	•	•			•						Revitalize	73	
	•	•				•	•			•	•	•			•						Revitalize	74	
																				•	Traditional Classics	77	
•		•	•				•	•													Brass Classics	81	
		•			•									•							Brass Classics	81	
	•	•				•	•				•	•			•						Mulholland™	84	
		•																			Allison™ Value - Traditional/Transitional	87	
	•																				Allison™ Value - Traditional/Transitional	88	








Silver Tone Finishes
 Gold Tone Finishes
 Brown Tone Finishes
 Black Tone Finishes
 Two-Tone Finishes

Finish chip swatches are located on page 4.








FINISH MATRIX

AVAILABLE FINISHES


KNOBS

	PG	Collection	26	PSS	S	G10	SS	AS	BBZ	GB	CBZ	ORB	BN	FB	GW	Plastic
	89	Allison™ Value - Traditional/Transitional	•			•						•		•		
	90	Allison™ Value - Traditional/Transitional				•		•				•	•	•		
	91	Allison™ Value - Traditional/Transitional	•			•		•				•		•		
	93	Allison™ Value - Traditional/Transitional				•						•				
	93	Allison™ Value - Traditional/Transitional				•						•				
	93	Allison™ Value - Traditional/Transitional	•			•		•				•		•		
	94	Allison™ Value - Traditional/Transitional														•

DECORATIVE HOOKS

	95	Robe Hooks		†			•		•					†		
	95	Medium Classic Coat & Hat Hooks			•	•		•		•	•				•	
	96	Large Classic Coat & Hat Hooks			•	•		•		•	•				•	
	96	Pilltop Coat & Hat Hooks			•	•		•		•	•					
	97	Contemporary Coat & Hat Hooks			•				•							
	97	Single Prong Hooks			•						•					
	98	Double Prong Hooks	•		•	•		•		•	•				•	

BATH ACCESSORIES

	99	Arrondi™		†			•		•					†		
--	----	----------	--	---	--	--	---	--	---	--	--	--	--	---	--	--

Silver Tone Finishes
 Gold Tone Finishes
 Brown Tone Finishes
 Black Tone Finishes
 Painted Finishes
 Plastic

Finish chip swatches are located on page 4.

†Launching later in 2018.



WARRANTY

Guardian® Lifetime Guarantee

The Amerock® corporation warrants that all products protected with the Guardian® Lifetime Guarantee are protected against defect in material and workmanship. Amerock® products covered under this warranty include: Amerock® Cabinet Hardware (excluding the Allison™ Value Hardware) and Bath Accessories. This consumer policy is effective as of July 1, 2016 and supersedes all previous stated or unstated policies.

If the finish of any of the items protected by the Guardian® Lifetime Guarantee tarnishes or corrodes, Amerock® will send to the original purchaser, without charge, a new replacement product of the same or comparable style and quality.

The Guardian® Lifetime Guarantee does NOT include:

- Allison™ Value Hardware
- Decorative Hooks

AMERICANS WITH DISABILITIES ACT



ADA-Friendly

Many of the decorative pulls offered by Amerock are designed with accessibility and ergonomics in mind. Collections that carry the ADA-Friendly designation, feature the clearance necessary, based on the Dreyfus Human Factor Scale, to accommodate the hand of an average man. Our ADA-Friendly pulls are U-shaped, easy to grip and don't require tight grasping, pinching or twisting, as prescribed in Section 309.4 of the ADA Accessibility Guidelines (ADAAG).

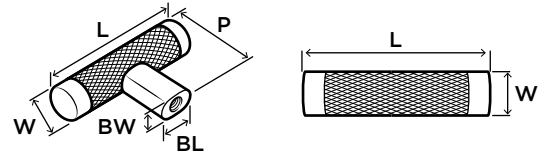
ESQUIRE



KNOBS

LEGEND

L	Length	BL	Base Length
W	Width	BW	Base Length
P	Projection	C	Center

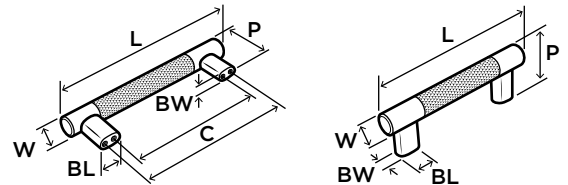


36556

L mm(in)	W mm(in)	P mm(in)	BL mm(in)	BW mm(in)	Wt lbs	Shelf/ Master Pk pcs	Finish	Part No.
67 (2-5/8)	16 (5/8)	38 (1-1/2)	16 (5/8)	10 (3/8)	0.15	25/200	A Polished Nickel/ Stainless Steel	BP36556PNSS
							B Polished Nickel/ Gunmetal	BP36556PNGM
							Polished Nickel/ Black Bronze	BP36556PNBBR
							Satin Nickel/ Oil-Rubbed Bronze	BP36556G10ORB

Base Material: Zinc/Stainless Steel
Hardware Included: #8-32 x 1in Truss Head Machine Screw(s)

PULLS



36557

L mm(in)	W mm(in)	P mm(in)	BL mm(in)	BW mm(in)	C mm(in)	Wt lbs	Shelf/ Master Pk pcs	Finish	Part No.
119 (4-11/16)	16 (5/8)	38 (1-1/2)	17 (11/16)	10 (3/8)	76 & 96 (3 & 3-3/4)	0.26	25/200	Polished Nickel/ Stainless Steel	BP36557PNSS
								A Polished Nickel/ Gunmetal	BP36557PNGM
								Polished Nickel/ Black Bronze	BP36557PNBBR
								Satin Nickel/ Oil-Rubbed Bronze	BP36557G10ORB

36558

L mm(in)	W mm(in)	P mm(in)	BL mm(in)	BW mm(in)	C mm(in)	Wt lbs	Shelf/ Master Pk pcs	Finish	Part No.
151 (5-15/16)	16 (5/8)	38 (1-1/2)	17 (11/16)	10 (3/8)	128 (5-1/16)	0.30	10/80	Polished Nickel/ Stainless Steel	BP36558PNSS
								Polished Nickel/ Gunmetal	BP36558PNGM
								Polished Nickel/ Black Bronze	BP36558PNBBR
								Satin Nickel/ Oil-Rubbed Bronze	BP36558G10ORB

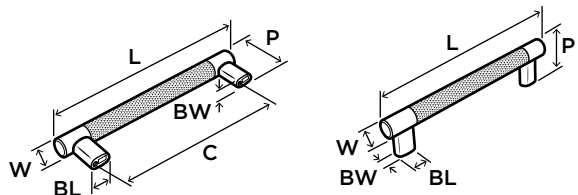
Base Material: Zinc/Stainless Steel
Hardware Included: #8-32 x 1in Truss Head Machine Screw(s)
 This collection is also found on page 15.

LEGEND			
L	Length	BL	Base Length
W	Width	BW	Base Length
P	Projection	C	Center



ESQUIRE

PULLS



A
36559



B
36560



C
36561

L mm(in)	W mm(in)	P mm(in)	BL mm(in)	BW mm(in)	C mm(in)	Wt lbs	Shelf/ Master Pk pcs	Finish	Part No.
183 (7-3/16)	16 (5/8)	38 (1-1/2)	17 (11/16)	10 (3/8)	160 (6-5/16)	0.34	10/80	Polished Nickel/ Stainless Steel	BP36559PNSS
								A Polished Nickel/ Gunmetal	BP36559PNGM
								Polished Nickel/ Black Bronze	BP36559PNBBR
								Satin Nickel/ Oil-Rubbed Bronze	BP36559G10ORB
279 (11)	16 (5/8)	38 (1-1/2)	17 (11/16)	10 (3/8)	256 (10-1/16)	0.45	10/60	Polished Nickel/ Stainless Steel	BP36560PNSS
								B Polished Nickel/ Gunmetal	BP36560PNGM
								Polished Nickel/ Black Bronze	BP36560PNBBR
								Satin Nickel/ Oil-Rubbed Bronze	BP36560G10ORB
343 (13-1/2)	16 (5/8)	38 (1-1/2)	17 (11/16)	10 (3/8)	320 (12-5/8)	0.53	10/60	Polished Nickel/ Stainless Steel	BP36561PNSS
								C Polished Nickel/ Gunmetal	BP36561PNGM
								Polished Nickel/ Black Bronze	BP36561PNBBR
								Satin Nickel/ Oil-Rubbed Bronze	BP36561G10ORB

36559

36560

36561

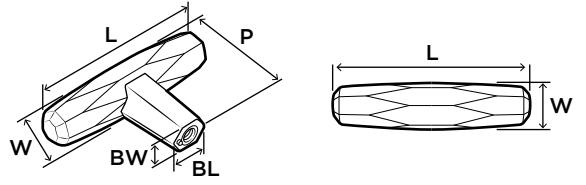
Base Material: Zinc/Stainless Steel
Hardware Included: #8-32 x 1in Truss Head Machine Screw(s)
This collection is also found on page 14.

ST. VINCENT



LEGEND			
L	Length	BL	Base Length
W	Width	BW	Base Length
P	Projection	C	Center

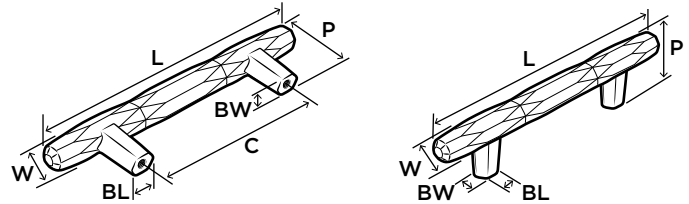
KNOBS



L mm(in)	W mm(in)	P mm(in)	BL mm(in)	BW mm(in)	Wt lbs	Shelf/ Master Pk pcs	Finish	Part No.	
36642	64 (2-1/2)	16 (5/8)	37 (1-7/16)	13 (1/2)	10 (3/8)	0.17	25/200	A Polished Nickel	BP36642PN
								Satin Nickel	BP36642G10
								B Golden Champagne	BP36642BBZ
								Oil-Rubbed Bronze	BP36642ORB
								Black Bronze	BP36642BBR

Base Material: Zinc
Hardware Included: #8-32 x 1in Truss Head Machine Screw(s)

PULLS



L mm(in)	W mm(in)	P mm(in)	BL mm(in)	BW mm(in)	C mm(in)	Wt lbs	Shelf/ Master Pk pcs	Finish	Part No.	
36643	160 (6-5/16)	16 (5/8)	37 (1-7/16)	13 (1/2)	10 (3/8)	96 (3-3/4)	0.44	10/80	Polished Nickel	BP36643PN
									Satin Nickel	BP36643G10
									A Golden Champagne	BP36643BBZ
									Oil-Rubbed Bronze	BP36643ORB
									Black Bronze	BP36643BBR
36644	191 (7-1/2)	16 (5/8)	37 (1-7/16)	13 (1/2)	10 (3/8)	128 (5-1/16)	0.51	10/80	Polished Nickel	BP36644PN
									Satin Nickel	BP36644G10
									Golden Champagne	BP36644BBZ
									Oil-Rubbed Bronze	BP36644ORB
									Black Bronze	BP36644BBR
36645	222 (8-3/4)	16 (5/8)	37 (1-7/16)	13 (1/2)	10 (3/8)	160 (6-5/16)	0.60	10/80	Polished Nickel	BP36645PN
									Satin Nickel	BP36645G10
									Golden Champagne	BP36645BBZ
									Oil-Rubbed Bronze	BP36645ORB
									Black Bronze	BP36645BBR

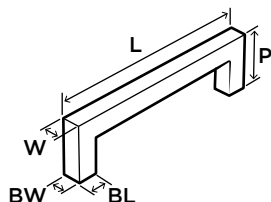
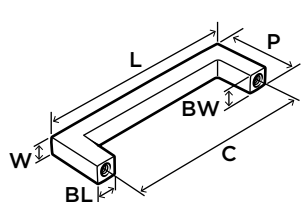
Base Material: Zinc
Hardware Included: #8-32 x 1in Truss Head Machine Screw(s)

LEGEND			
L	Length	BL	Base Length
W	Width	BW	Base Length
P	Projection	C	Center



MONUMENT

PULLS



A
36571

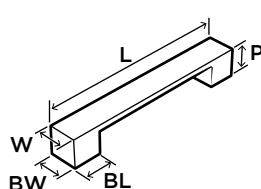
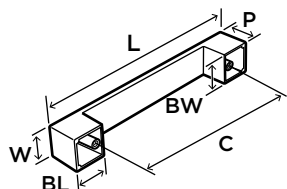
L mm(in)	W mm(in)	P mm(in)	BL mm(in)	BW mm(in)	C mm(in)	Wt lbs	Shelf/ Master Pk pcs	Finish	Part No.
105 (4-1/8)	10 (3/8)	30 (1-3/16)	10 (3/8)	10 (3/8)	96 (3-3/4)	0.09	20/200	Polished Nickel	BP36570PN
								Satin Nickel	BP36570G10
								Oil-Rubbed Bronze	BP36570ORB
138 (5-7/16)	10 (3/8)	30 (1-3/16)	10 (3/8)	10 (3/8)	128 (5-1/16)	0.10	20/200	Polished Nickel	BP36571PN
								A Satin Nickel	BP36571G10
								Oil-Rubbed Bronze	BP36571ORB
170 (6-11/16)	10 (3/8)	30 (1-3/16)	10 (3/8)	10 (3/8)	160 (6-5/16)	0.13	25/250	Polished Nickel	BP36572PN
								Satin Nickel	BP36572G10
								Oil-Rubbed Bronze	BP36572ORB

36570

36571

36572

Base Material: Zinc
 Hardware Included: #8-32 x 1in Truss Head Machine Screw(s)
 ADA-Friendly: C (center) 128mm(5-1/16in) and longer



A
36568

L mm(in)	W mm(in)	P mm(in)	BL mm(in)	BW mm(in)	C mm(in)	Wt lbs	Shelf/ Master Pk pcs	Finish	Part No.
164 (6-7/16)	25 (1)	25 (1)	25 (1)	25 (1)	128 (5-1/16)	0.26	10/100	Polished Nickel	BP36568PN
								A Satin Nickel	BP36568G10
								Oil-Rubbed Bronze	BP36568ORB
191 (7-1/2)	25 (1)	25 (1)	25 (1)	25 (1)	160 (6-5/16)	0.36	10/50	Polished Nickel	BP36569PN
								Satin Nickel	BP36569G10
								Oil-Rubbed Bronze	BP36569ORB

36568

36569

Base Material: Zinc
 Hardware Included: #8-32 x 1in Truss Head Machine Screw(s)
 ADA-Friendly: C (center) 128mm(5-1/16in) and longer

CYPRUS™



PULLS

LEGEND

L	Length	BL	Base Length
W	Width	BW	Base Length
P	Projection	C	Center



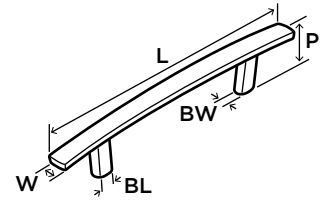
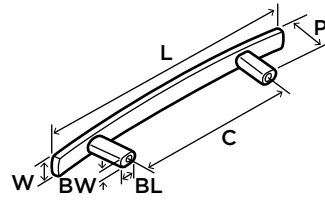
A
26201



B
26203



C
9362



	L mm(in)	W mm(in)	P mm(in)	BL mm(in)	BW mm(in)	C mm(in)	Wt lbs	Shelf/ Master Pk pcs	Finish	Part No.
26201	133 (5-1/4)	10 (3/8)	27 (1-1/16)	10 (3/8)	6 (1/4)	76 (3)	0.16	25/200	Polished Nickel	BP26201PN
									Satin Nickel	BP26201G10
									A Golden Champagne	BP26201BBZ
									Oil-Rubbed Bronze	BP26201ORB
									Black Bronze	BP26201BBR
26203	167 (6-9/16)	13 (1/2)	29 (1-1/8)	10 (3/8)	8 (5/16)	96 (3-3/4)	0.21	25/100	Polished Nickel	BP26203PN
									Satin Nickel	BP26203G10
									B Golden Champagne	BP26203BBZ
									Oil-Rubbed Bronze	BP26203ORB
									Black Bronze	BP26203BBR
9362	198 (7-13/16)	13 (1/2)	30 (1-3/16)	11 (7/16)	8 (5/16)	128 (5-1/16)	0.24	10/80 10/40 10/40 10/80	Polished Nickel	BP9362PN
									Satin Nickel	BP9362G10
									C Golden Champagne	BP9362BBZ
									Oil-Rubbed Bronze	BP9362ORB
									Black Bronze	BP9362BBR
26204	230 (9-1/16)	13 (1/2)	32 (1-1/4)	11 (7/16)	8 (5/16)	160 (6-5/16)	0.28	10/80	Polished Nickel	BP26204PN
									Satin Nickel	BP26204G10
									Golden Champagne	BP26204BBZ
									Oil-Rubbed Bronze	BP26204ORB
									Black Bronze	BP26204BBR

Base Material: Zinc

Hardware Included: #8-32 x 1in Truss Head Machine Screw(s)

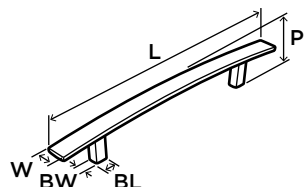
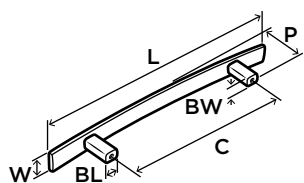
This collection is also found on page 19.

LEGEND			
L	Length	BL	Base Length
W	Width	BW	Base Length
P	Projection	C	Center



CYPRUS™

APPLIANCE PULLS



L mm(in)	W mm(in)	P mm(in)	BL mm(in)	BW mm(in)	C mm(in)	Wt lbs	Shelf/ Master Pk pcs	Finish	Part No.
305 (12)	22 (7/8)	41 (1-5/8)	14 (9/16)	11 (7/16)	203 (8)	1.13	10/—	Polished Nickel	BP26205PN
								Satin Nickel	BP26205G10
								A Golden Champagne	BP26205BBZ
								Oil-Rubbed Bronze	BP26205ORB
								Black Bronze	BP26205BBR
406 (16)	22 (7/8)	43 (1-11/16)	14 (9/16)	11 (7/16)	305 (12)	1.57	10/—	Polished Nickel	BP26206PN
								Satin Nickel	BP26206G10
								B Golden Champagne	BP26206BBZ
								Oil-Rubbed Bronze	BP26206ORB
								Black Bronze	BP26206BBR
559 (22)	22 (7/8)	43 (1-11/16)	14 (9/16)	11 (7/16)	457 (18)	1.79	10/—	Polished Nickel	BP26207PN
								Satin Nickel	BP26207G10
								C Golden Champagne	BP26207BBZ
								Oil-Rubbed Bronze	BP26207ORB
								Black Bronze	BP26207BBR

Base Material: Zinc

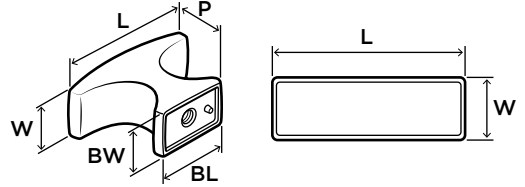
Hardware Included: #10-24 x 3/4in Truss Head Machine Screw; #10-24 x 1in Truss Head Machine Screw;

#10-24 x 1-1/4in Truss Head Machine Screw; #10-24 x 1-1/2in Truss Head Machine Screw; #10-24 x 1-3/4in Truss Head Machine Screw

This collection is also found on page 18.

KNOBS

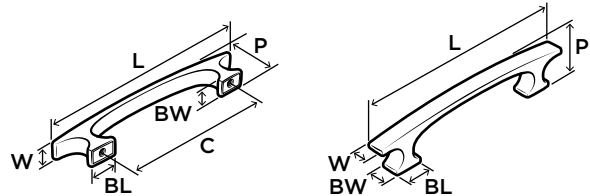
LEGEND			
L	Length	BL	Base Length
W	Width	BW	Base Length
P	Projection	C	Center



	L mm(in)	W mm(in)	P mm(in)	BL mm(in)	BW mm(in)	Wt lbs	Shelf/ Master Pk pcs	Finish	Part No.
29203	38 (1-1/2)	13 (1/2)	27 (1-1/16)	21 (13/16)	11 (7/16)	0.10	25/200	A Satin Nickel	BP29203G10
								B Oil-Rubbed Bronze	BP29203ORB

Base Material: Zinc
Hardware Included: #8-32 x 1in Truss Head Machine Screw(s)

PULLS



	L mm(in)	W mm(in)	P mm(in)	BL mm(in)	BW mm(in)	C mm(in)	Wt lbs	Shelf/ Master Pk pcs	Finish	Part No.
29202	132 (5-3/16)	10 (3/8)	25 (1)	16 (5/8)	10 (3/8)	96 (3-3/4)	0.17	25/100	A Satin Nickel	BP29202G10
									B Oil-Rubbed Bronze	BP29202ORB

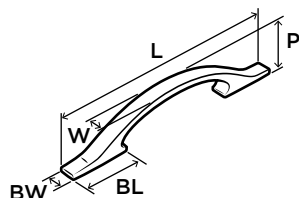
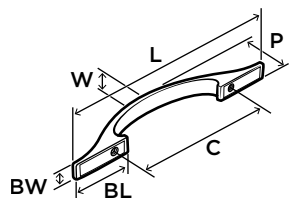
Base Material: Zinc
Hardware Included: #8-32 x 1in Truss Head Machine Screw(s)
This collection is also found on page 21.

LEGEND			
L	Length	BL	Base Length
W	Width	BW	Base Length
P	Projection	C	Center



CONRAD™

PULLS

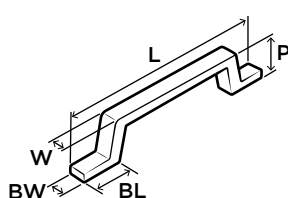
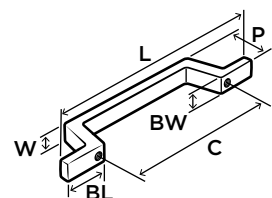


A
29201

L mm(in)	W mm(in)	P mm(in)	BL mm(in)	BW mm(in)	C mm(in)	Wt lbs	Shelf/ Master Pk pcs	Finish	Part No.
154 (6-1/16)	11 (7/16)	25 (1)	38 (1-1/2)	11 (7/16)	96 (3-3/4)	0.17	25/100	Satin Nickel A Oil-Rubbed Bronze	BP29201G10 BP29201ORB

29201

Base Material: Zinc
Hardware Included: #8-32 x 1in Truss Head Machine Screw(s)



A
29200



B
29200

L mm(in)	W mm(in)	P mm(in)	BL mm(in)	BW mm(in)	C mm(in)	Wt lbs	Shelf/ Master Pk pcs	Finish	Part No.
140 (5-1/2)	11 (7/16)	27 (1-1/16)	25 (1)	11 (7/16)	96 (3-3/4)	0.19	25/100	A Satin Nickel B Oil-Rubbed Bronze	BP29200G10 BP29200ORB

29200

Base Material: Zinc
Hardware Included: #8-32 x 1in Truss Head Machine Screw(s)
ADA-Friendly: C (center) 96mm(3-3/4in)
This collection is also found on page 20.

RIVA



KNOBS

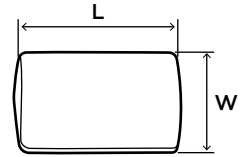
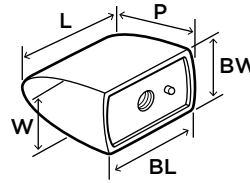
LEGEND			
L	Length	BL	Base Length
W	Width	BW	Base Length
P	Projection	C	Center



A
55360



B
55360



	L mm(in)	W mm(in)	P mm(in)	BL mm(in)	BW mm(in)	Wt lbs	Shelf/ Master Pk pcs	Finish	Part No.
55360	29 (1-1/8)	14 (9/16)	27 (1-1/16)	29 (1-1/8)	16 (5/8)	0.13	25/200	A Satin Nickel	BP55360G10
								B Graphite	BP55360GPH

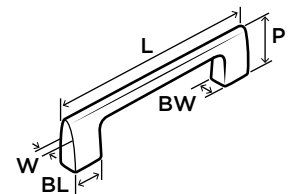
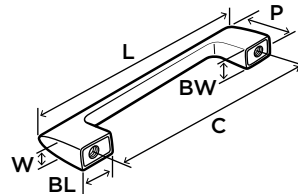
Base Material: Zinc

Hardware Included: #8-32 x 1in Truss Head Machine Screw(s)

PULLS



A
55365



	L mm(in)	W mm(in)	P mm(in)	BL mm(in)	BW mm(in)	C mm(in)	Wt lbs	Shelf/ Master Pk pcs	Finish	Part No.
55364	92 (3-5/8)	8 (5/16)	29 (1-1/8)	16 (5/8)	11 (7/16)	76 (3)	0.16	25/200	Satin Nickel	BP55364G10
									Graphite	BP55364GPH
55365	113 (4-7/16)	8 (5/16)	30 (1-3/16)	19 (3/4)	11 (7/16)	96 (3-3/4)	0.21	25/200	Satin Nickel	BP55365G10
									A Graphite	BP55365GPH
55367	144 (5-11/16)	8 (5/16)	32 (1-1/4)	21 (13/16)	11 (7/16)	128 (5-1/16)	0.28	10/80	Satin Nickel	BP55367G10
									Graphite	BP55367GPH
55368	178 (7)	8 (5/16)	32 (1-1/4)	21 (13/16)	11 (7/16)	160 (6-5/16)	0.31	10/80	Satin Nickel	BP55368G10
									Graphite	BP55368GPH

Base Material: Zinc

Hardware Included: #8-32 x 1in Truss Head Machine Screw(s)

ADA-Friendly: C (center) 128mm(5-1/16in) and longer

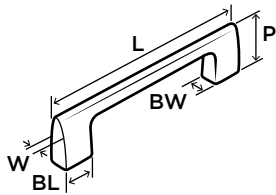
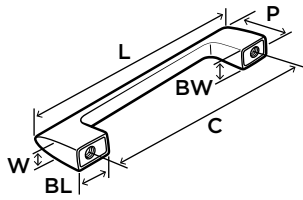
This collection is also found on page 23.

LEGEND			
L	Length	BL	Base Length
W	Width	BW	Base Length
P	Projection	C	Center



RIVA

APPLIANCE PULLS



A
55369



B
55370



C
55371

L mm(in)	W mm(in)	P mm(in)	BL mm(in)	BW mm(in)	C mm(in)	Wt lbs	Shelf/ Master Pk pcs	Finish	Part No.
227 (8-15/16)	17 (11/16)	41 (1-5/8)	25 (1)	17 (11/16)	203 (8)	0.70	10/—	Satin Nickel	BP55369G10
								A Graphite	BP55369GPH
330 (13)	17 (11/16)	41 (1-5/8)	25 (1)	17 (11/16)	305 (12)	0.99	10/—	Satin Nickel	BP55370G10
								B Graphite	BP55370GPH
486 (19-1/8)	17 (11/16)	40 (1-9/16)	27 (1-1/16)	17 (11/16)	457 (18)	1.35	10/—	Satin Nickel	BP55371G10
								C Graphite	BP55371GPH

55369

55370

55371

Base Material: Zinc

Hardware Included: #10-24 x 3/4in Truss Head Machine Screw; #10-24 x 1in Truss Head Machine Screw; #10-24 x 1-1/4in Truss Head Machine Screw; #10-24 x 1-1/2in Truss Head Machine Screw; #10-24 x 1-3/4in Truss Head Machine Screw

ADA-Friendly: All Appliance Pulls

This collection is also found on page 22.

CREASED BOW™



KNOBS

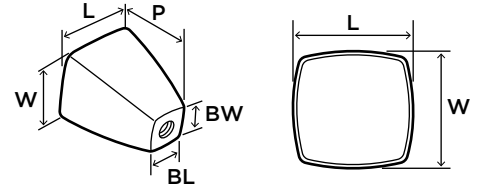
LEGEND			
L	Length	BL	Base Length
W	Width	BW	Base Length
P	Projection	C	Center



A
27018



B
27018



	L mm(in)	W mm(in)	P mm(in)	BL mm(in)	BW mm(in)	Wt lbs	Shelf/ Master Pk pcs	Finish	Part No.
27018	22 (7/8)	22 (7/8)	27 (1-1/16)	11 (7/16)	11 (7/16)	0.13	25/200	Polished Chrome	BP2701826
								A Satin Nickel	BP27018G10
								B Anodized Aluminum	BP27018AA

Base Material: Zinc
Hardware Included: #8-32 x 1in Truss Head Machine Screw(s)

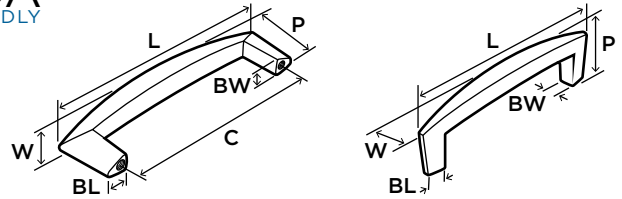
PULLS



A
27016



B
27017



	L mm(in)	W mm(in)	P mm(in)	BL mm(in)	BW mm(in)	C mm(in)	Wt lbs	Shelf/ Master Pk pcs	Finish	Part No.
27016	116 (4-9/16)	13 (1/2)	33 (1-5/16)	10 (3/8)	8 (5/16)	96 (3-3/4)	0.21	10/80	Polished Chrome	BP2701626
									A Satin Nickel	BP27016G10
									Anodized Aluminum	BP27016AA
27017	149 (5-7/8)	16 (5/8)	37 (1-7/16)	11 (7/16)	10 (3/8)	128 (5-1/16)	0.36	10/80	Polished Chrome	BP2701726
									B Satin Nickel	BP27017G10
									Anodized Aluminum	BP27017AA

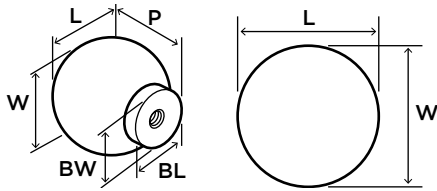
Base Material: Zinc
Hardware Included: #8-32 x 1in Truss Head Machine Screw(s)
ADA-Friendly: C (center) 96mm(3-3/4in) and longer

LEGEND			
L	Length	BL	Base Length
W	Width	BW	Base Length
P	Projection	C	Center



ESSENTIAL'Z™ STAINLESS STEEL

KNOBS

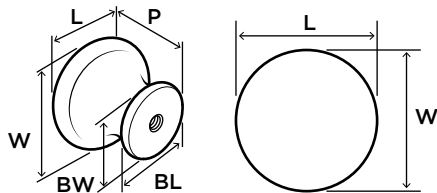


L mm(in)	W mm(in)	P mm(in)	BL mm(in)	BW mm(in)	Wt lbs	Shelf/ Master Pk pcs	Finish	Part No.
30 (1-3/16)	30 (1-3/16)	32 (1-1/4)	16 (5/8)	16 (5/8)	0.26	10/80	A Stainless Steel	BP19007SS

19007

Base Material: Stainless Steel

Hardware Included: #8-32 x 1in Truss Head Machine Screw(s)

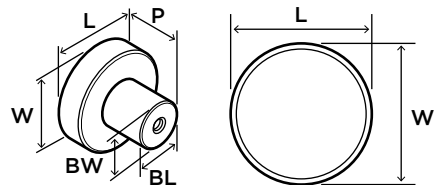


L mm(in)	W mm(in)	P mm(in)	BL mm(in)	BW mm(in)	Wt lbs	Shelf/ Master Pk pcs	Finish	Part No.
32 (1-1/4)	32 (1-1/4)	29 (1-1/8)	21 (13/16)	21 (13/16)	0.24	10/120	A Stainless Steel	BP19008SS

19008

Base Material: Stainless Steel

Hardware Included: #8-32 x 1in Truss Head Machine Screw(s)



L mm(in)	W mm(in)	P mm(in)	BL mm(in)	BW mm(in)	Wt lbs	Shelf/ Master Pk pcs	Finish	Part No.
32 (1-1/4)	32 (1-1/4)	25 (1)	14 (9/16)	14 (9/16)	0.18	25/200	A Stainless Steel	BP26200SS

26200

Base Material: Stainless Steel

Hardware Included: #8-32 x 1in Truss Head Machine Screw(s)

ESSENTIAL'Z™ STAINLESS STEEL



PULLS

LEGEND

L	Length	BL	Base Length
W	Width	BW	Base Length
P	Projection	C	Center



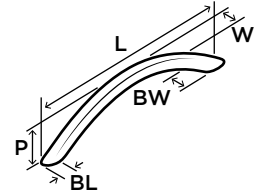
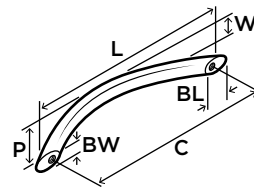
A
19002



B
19003



C
19004



	L mm(in)	W mm(in)	P mm(in)	BL mm(in)	BW mm(in)	C mm(in)	Wt lbs	Shelf/ Master Pk pcs	Finish	Part No.
19001	94 (3-11/16)	10 (3/8)	30 (1-3/16)	13 (1/2)	10 (3/8)	76 (3)	0.15	20/200	Stainless Steel	BP19001SS
19002	116 (4-9/16)	10 (3/8)	30 (1-3/16)	13 (1/2)	10 (3/8)	96 (3-3/4)	0.18	20/200	A Stainless Steel	BP19002SS
19003	152 (6)	10 (3/8)	30 (1-3/16)	17 (11/16)	10 (3/8)	128 (5-1/16)	0.20	20/160	B Stainless Steel	BP19003SS
19004	191 (7-1/2)	10 (3/8)	32 (1-1/4)	19 (3/4)	10 (3/8)	160 (6-5/16)	0.27	20/120	C Stainless Steel	BP19004SS
19005	225 (8-7/8)	10 (3/8)	32 (1-1/4)	22 (7/8)	10 (3/8)	192 (7-9/16)	0.32	20/120	Stainless Steel	BP19005SS

Base Material: Stainless Steel

Hardware Included: #8-32 x 1in Truss Head Machine Screw(s)

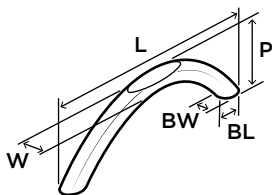
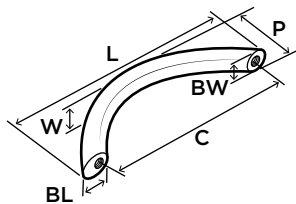
ADA-Friendly: C (center) 128mm(5-1/16in) and longer

LEGEND			
L	Length	BL	Base Length
W	Width	BW	Base Length
P	Projection	C	Center



ESSENTIAL'Z™ STAINLESS STEEL

PULLS



A
26202



B
24015



C
24016

L mm(in)	W mm(in)	P mm(in)	BL mm(in)	BW mm(in)	C mm(in)	Wt lbs	Shelf/ Master Pk pcs	Finish	Part No.
113 (4-7/16)	10 (3/8)	32 (1-1/4)	13 (1/2)	10 (3/8)	96 (3-3/4)	0.15	25/200	A Stainless Steel	BP26202SS
148 (5-13/16)	10 (3/8)	32 (1-1/4)	13 (1/2)	10 (3/8)	128 (5-1/16)	0.26	10/100	B Stainless Steel	BP24015SS
221 (8-11/16)	10 (3/8)	30 (1-3/16)	19 (3/4)	10 (3/8)	192 (7-9/16)	0.30	10/100	C Stainless Steel	BP24016SS

26202

24015

24016

Base Material: Stainless Steel

Hardware Included: #8-32 x 1in Truss Head Machine Screw(s)

ADA-Friendly: C (center) 128mm(5-1/16in) and longer

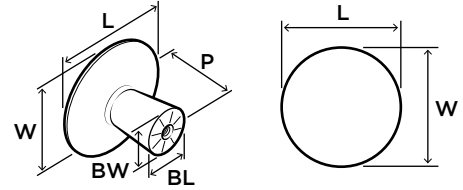
ESSENTIAL'Z™



KNOB

LEGEND

L	Length	BL	Base Length
W	Width	BW	Base Length
P	Projection	C	Center

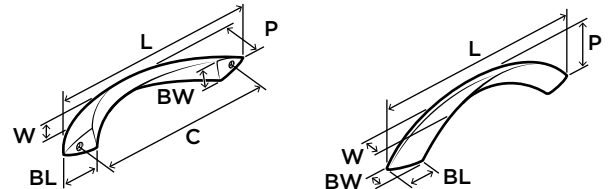


	L mm(in)	W mm(in)	P mm(in)	BL mm(in)	BW mm(in)	Wt lbs	Shelf/ Master Pk pcs	Finish	Part No.
24001	40 (1-9/16)	40 (1-9/16)	27 (1-1/16)	16 (5/8)	16 (5/8)	0.14	10/200	A Satin Nickel (Matte)	BP24001SN
								B Antique Nickel	BP24001AN

Base Material: Zinc

Hardware Included: #8-32 x 1in Truss Head Machine Screw(s)

PULLS



	L mm(in)	W mm(in)	P mm(in)	BL mm(in)	BW mm(in)	C mm(in)	Wt lbs	Shelf/ Master Pk pcs	Finish	Part No.
24002	149 (5-7/8)	10 (3/8)	35 (1-3/8)	24 (15/16)	16 (5/8)	128 (5-1/16)	0.27	10/100	A Satin Nickel (Matte)	BP24002SN
									B Antique Nickel	BP24002AN

Base Material: Zinc

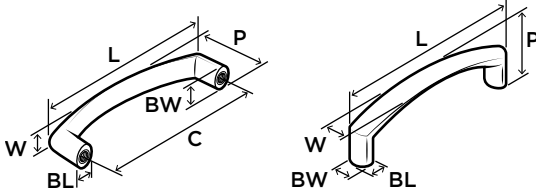
Hardware Included: #8-32 x 1in Truss Head Machine Screw(s)

LEGEND			
L	Length	BL	Base Length
W	Width	BW	Base Length
P	Projection	C	Center



ESSENTIAL'Z™

PULLS



A
24018



B
24017

L mm(in)	W mm(in)	P mm(in)	BL mm(in)	BW mm(in)	C mm(in)	Wt lbs	Shelf/ Master Pk pcs	Finish	Part No.
106 (4-3/16)	13 (1/2)	30 (1-3/16)	10 (3/8)	13 (1/2)	96 (3-3/4)	0.21	10/100	A Satin Nickel (Matte)	BP24018SN
170 (6-11/16)	13 (1/2)	29 (1-1/8)	10 (3/8)	13 (1/2)	160 (6-5/16)	0.25	10/100	B Satin Nickel (Matte)	BP24017SN

24018

24017

Base Material: Zinc
Hardware Included: #8-32 x 1in Truss Head Machine Screw(s)
ADA-Friendly: C (center) 96mm(3-3/4in) and longer

ESSENTIAL'Z™



PULLS

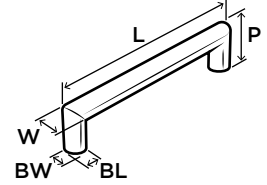
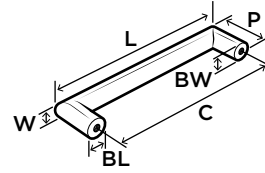
LEGEND			
L	Length	BL	Base Length
W	Width	BW	Base Length
P	Projection	C	Center



A
24013



B
24013

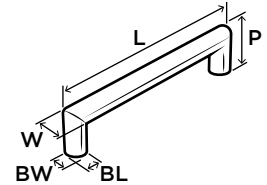
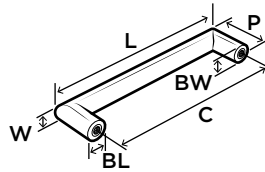


	L mm(in)	W mm(in)	P mm(in)	BL mm(in)	BW mm(in)	C mm(in)	Wt lbs	Shelf/ Master Pk pcs	Finish	Part No.
24013	141 (5-9/16)	13 (1/2)	35 (1-3/8)	13 (1/2)	13 (1/2)	128 (5-1/16)	0.46	10/100	A Satin Nickel (Matte)	BP24013SN
									B Stainless Steel	BP24013SS

Base Material: Zinc
Hardware Included: #8-32 x 1in Truss Head Machine Screw(s)
ADA-Friendly: C (center) 128mm(5-1/16in)



A
19200



	L mm(in)	W mm(in)	P mm(in)	BL mm(in)	BW mm(in)	C mm(in)	Wt lbs	Shelf/ Master Pk pcs	Finish	Part No.
19200	141 (5-9/16)	13 (1/2)	32 (1-1/4)	13 (1/2)	13 (1/2)	128 (5-1/16)	0.41	10/80	A Satin Nickel	BP19200G10

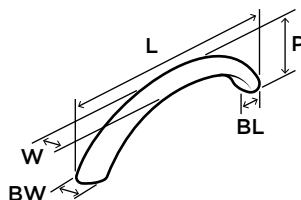
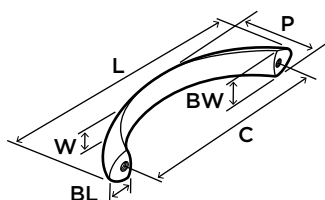
Base Material: Zinc
Hardware Included: #8-32 x 1in Truss Head Machine Screw(s)
ADA-Friendly: C (center) 128mm(5-1/16in)

LEGEND			
L	Length	BL	Base Length
W	Width	BW	Base Length
P	Projection	C	Center



HARMONY

PULLS



A
29439



B
29445



C
29446

L mm(in)	W mm(in)	P mm(in)	BL mm(in)	BW mm(in)	C mm(in)	Wt lbs	Shelf/ Master Pk pcs	Finish	Part No.
94 (3-11/16)	13 (1/2)	29 (1-1/8)	11 (7/16)	13 (1/2)	76 (3)	0.13	10/120	A Satin Nickel	BP29439G10
114 (4-1/2)	13 (1/2)	32 (1-1/4)	13 (1/2)	13 (1/2)	96 (3-3/4)	0.16	10/120	B Satin Nickel	BP29445G10
149 (5-7/8)	13 (1/2)	35 (1-3/8)	13 (1/2)	13 (1/2)	128 (5-1/16)	0.21	10/80	C Satin Nickel	BP29446G10

29439

29445

29446

Base Material: Zinc

Hardware Included: #8-32 x 1in Truss Head Machine Screw(s)

ADA-Friendly: C (center) 96mm(3-3/4in) and longer

DULCET™



PULLS

LEGEND			
L	Length	BL	Base Length
W	Width	BW	Base Length
P	Projection	C	Center



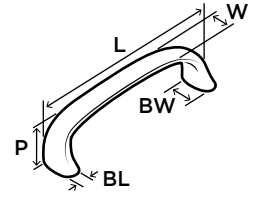
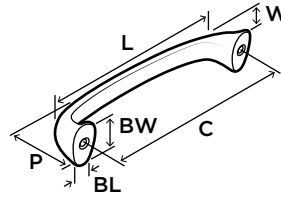
A
27019



B
27020



C
27021



	L mm(in)	W mm(in)	P mm(in)	BL mm(in)	BW mm(in)	C mm(in)	Wt lbs	Shelf/ Master Pk pcs	Finish	Part No.
27019	87 (3-7/16)	19 (3/4)	22 (7/8)	10 (3/8)	19 (3/4)	76 (3)	0.10	25/200	A Polished Chrome	BP2701926
									Satin Nickel	BP27019G10
27020	108 (4-1/4)	19 (3/4)	22 (7/8)	10 (3/8)	19 (3/4)	96 (3-3/4)	0.13	10/80	B Polished Chrome	BP2702026
									Satin Nickel	BP27020G10
27021	140 (5-1/2)	21 (13/16)	24 (15/16)	11 (7/16)	21 (13/16)	128 (5-1/16)	0.17	10/80	C Polished Chrome	BP2702126
									Satin Nickel	BP27021G10

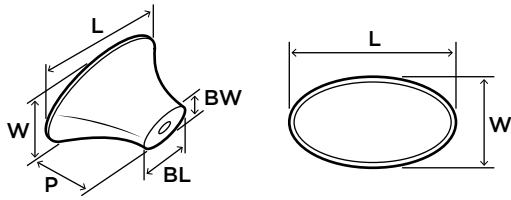
Base Material: Zinc
Hardware Included: #8-32 x 1in Truss Head Machine Screw(s)
ADA-Friendly: C (center) 128mm(5-1/16in)

LEGEND			
L	Length	BL	Base Length
W	Width	BW	Base Length
P	Projection	C	Center



SLEEK

KNOBS

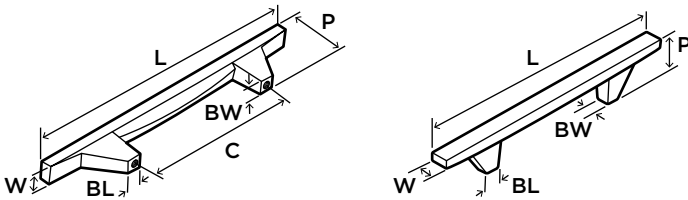


L mm(in)	W mm(in)	P mm(in)	BL mm(in)	BW mm(in)	Wt lbs	Shelf/ Master Pk pcs	Finish	Part No.
49 (1-15/16)	27 (1-1/16)	25 (1)	21 (13/16)	11 (7/16)	0.13	10/120	A Polished Chrome B Satin Nickel	BP2612926 BP26129G10

26129

Base Material: Zinc
Hardware Included: #8-32 x 1in Truss Head Machine Screw(s)

PULLS



L mm(in)	W mm(in)	P mm(in)	BL mm(in)	BW mm(in)	C mm(in)	Wt lbs	Shelf/ Master Pk pcs	Finish	Part No.
171 (6-3/4)	13 (1/2)	27 (1-1/16)	8 (5/16)	8 (5/16)	96 (3-3/4)	0.38	10/80	A Polished Chrome B Satin Nickel Brushed Chrome	BP2613526 BP26135G10 BP2613526D

26135

Base Material: Zinc
Hardware Included: #8-32 x 1in Truss Head Machine Screw(s)

KONTUR




PULLS

LEGEND

L	Length	BL	Base Length
W	Width	BW	Base Length
P	Projection	C	Center



A
36564



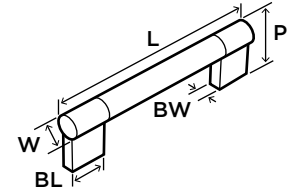
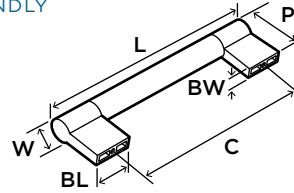
B
36565



C
36566



D
36567



	L mm(in)	W mm(in)	P mm(in)	BL mm(in)	BW mm(in)	C mm(in)	Wt lbs	Shelf/ Master Pk pcs	Finish	Part No.
36564	102 (4)	16 (5/8)	38 (1-1/2)	24 (15/16)	8 (5/16)	76 (3)	0.20	20/100	A Satin Nickel	BP36564G10
36565	121 (4-3/4)	16 (5/8)	38 (1-1/2)	24 (15/16)	8 (5/16)	96 (3-3/4)	0.21	20/100	B Satin Nickel	BP36565G10
36566	152 (6)	16 (5/8)	38 (1-1/2)	24 (15/16)	8 (5/16)	128 (5-1/16)	0.23	20/100	C Satin Nickel	BP36566G10
36567	186 (7-5/16)	16 (5/8)	38 (1-1/2)	24 (15/16)	8 (5/16)	160 (6-5/16)	0.25	10/100	D Satin Nickel	BP36567G10

Base Material: Zinc/Stainless Steel

Hardware Included: #8-32 x 1in Truss Head Machine Screw(s)


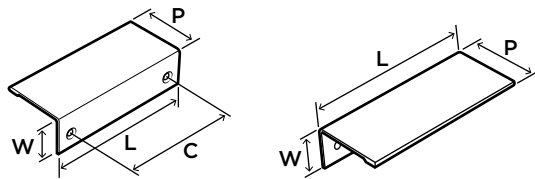
ADA-Friendly: C (center) 128mm(5-1/16in) and longer

LEGEND			
L	Length	BL	Base Length
W	Width	BW	Base Length
P	Projection	C	Center




EDGE PULLS

PULLS



A
36573



B
36574



C
36575

L mm(in)	W mm(in)	P mm(in)	BL mm(in)	BW mm(in)	C mm(in)	Wt lbs	Shelf/ Master Pk pcs	Finish	Part No.
96 (3-3/4)	25 (1)	41 (1-5/8)	96 (3-3/4)	24 (15/16)	76 (3)	0.06	50/500	Polished Nickel	BP36573PN
								A Satin Nickel	BP36573G10
								Oil-Rubbed Bronze	BP36573ORB
								Flat Black	BP36573FB
114 (4-1/2)	25 (1)	41 (1-5/8)	114 (4-1/2)	24 (15/16)	96 (3-3/4)	0.08	50/500	Polished Nickel	BP36574PN
								B Satin Nickel	BP36574G10
								Oil-Rubbed Bronze	BP36574ORB
								Flat Black	BP36574FB
148 (5-13/16)	25 (1)	41 (1-5/8)	148 (5-13/16)	24 (15/16)	128 (5-1/16)	0.10	40/400	Polished Nickel	BP36575PN
								C Satin Nickel	BP36575G10
								Oil-Rubbed Bronze	BP36575ORB
								Flat Black	BP36575FB

36573

36574

36575

Base Material: Aluminum

Hardware Included: #4 x 16mm Flat Head Wood Screw(s)

BAR PULLS




KNOBS

LEGEND

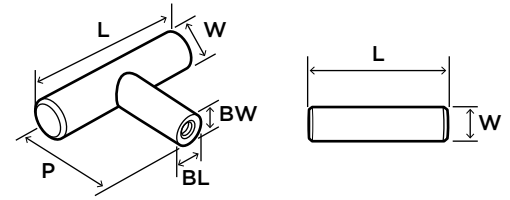
L	Length	BL	Base Length
W	Width	BW	Base Length
P	Projection	C	Center



A
19009



B
19009



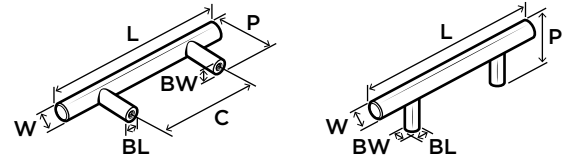
L mm(in)	W mm(in)	P mm(in)	BL mm(in)	BW mm(in)	Wt lbs	Shelf/ Master Pk pcs	Finish	Part No.
49 (1-15/16)	13 (1/2)	35 (1-3/8)	10 (3/8)	10 (3/8)	0.14	10/120	A Polished Nickel	BP19009PN
							Sterling Nickel	BP19009CSG9
							Stainless Steel	BP19009SS
							Golden Champagne	BP19009BBZ
							Caramel Bronze	BP19009CBZ
							Oil-Rubbed Bronze	BP19009ORB
							Gunmetal	BP19009GM
							B Black Bronze	BP19009BBR

Base Material: Carbon Steel (Stainless Steel Finish: Stainless Steel)
Hardware Included: #8-32 x 1in Truss Head Machine Screw(s)

PULLS



A
19010



L mm(in)	W mm(in)	P mm(in)	BL mm(in)	BW mm(in)	C mm(in)	Wt lbs	Shelf/ Master Pk pcs	Finish	Part No.
137 (5-3/8)	13 (1/2)	35 (1-3/8)	10 (3/8)	10 (3/8)	76 (3)	0.30	10/100	Polished Nickel	BP40515PN
							10/100	Sterling Nickel	BP19010CSG9
							10/100	A Stainless Steel	BP19010SS
							10/100	Golden Champagne	BP40515BBZ
							10/120	Caramel Bronze	BP40515CBZ
							10/100	Oil-Rubbed Bronze	BP40515ORB
							10/100	Gunmetal	BP40515GM
							10/100	Black Bronze	BP40515BBR

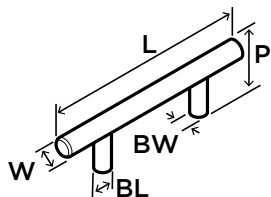
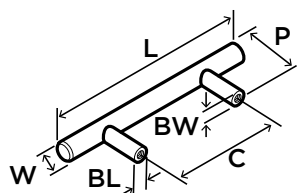
Base Material: Carbon Steel (Stainless Steel Finish: Stainless Steel)
Hardware Included: #8-32 x 1in Truss Head Machine Screw(s)
 This collection is also found on pages 37-39.

LEGEND			
L	Length	BL	Base Length
W	Width	BW	Base Length
P	Projection	C	Center



BAR PULLS

PULLS



L mm(in)	W mm(in)	P mm(in)	BL mm(in)	BW mm(in)	C mm(in)	Wt lbs	Shelf/ Master Pk pcs	Finish	Part No.
156 (6-1/8)	13 (1/2)	35 (1-3/8)	10 (3/8)	10 (3/8)	96 (3-3/4)	0.35	10/100	Polished Nickel	BP40516PN
							10/100	Sterling Nickel	BP19011CSG9
							10/100	A Stainless Steel	BP19011SS
							10/100	Golden Champagne	BP40516BBZ
							10/80	Caramel Bronze	BP40516CBZ
							10/100	Oil-Rubbed Bronze	BP40516ORB
							10/100	Gunmetal	BP40516GM
10/100	Black Bronze	BP40516BRR							
187 (7-3/8)	13 (1/2)	35 (1-3/8)	10 (3/8)	10 (3/8)	128 (5-1/16)	0.44	10/100	Polished Nickel	BP40517PN
							10/100	Sterling Nickel	BP19541CSG9
							10/100	Stainless Steel	BP19541SS
							10/100	Golden Champagne	BP40517BBZ
							10/100	Caramel Bronze	BP40517CBZ
							10/100	Oil-Rubbed Bronze	BP40517ORB
							10/100	Gunmetal	BP40517GM
10/100	Black Bronze	BP40517BRR							
252 (9-15/16)	13 (1/2)	35 (1-3/8)	10 (3/8)	10 (3/8)	192 (7-9/16)	0.54	20/60	Polished Nickel	BP40518PN
							10/60	Sterling Nickel	BP19012CSG9
							10/60	Stainless Steel	BP19012SS
							10/60	Golden Champagne	BP40518BBZ
							10/60	Caramel Bronze	BP40518CBZ
							10/60	Oil-Rubbed Bronze	BP40518ORB
							20/60	Gunmetal	BP40518GM
10/60	Black Bronze	BP40518BRR							
337 (13-1/4)	13 (1/2)	35 (1-3/8)	10 (3/8)	10 (3/8)	256 (10-1/16)	0.73	10/50	Polished Nickel	BP40519PN
							10/50	Sterling Nickel	BP19013CSG9
							10/50	Stainless Steel	BP19013SS
							10/50	Golden Champagne	BP40519BBZ
							10/50	Caramel Bronze	BP40519CBZ
							10/50	Oil-Rubbed Bronze	BP40519ORB
							10/50	Gunmetal	BP40519GM
10/50	Black Bronze	BP40519BRR							

19011

19541

19012

19013

Base Material: Carbon Steel (Stainless Steel Finish: Stainless Steel)

Hardware Included: #8-32 x 1in Truss Head Machine Screw(s)

This collection is also found on pages 36 and 38-39.

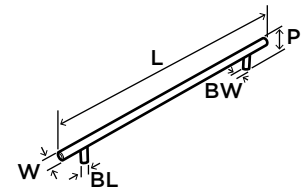
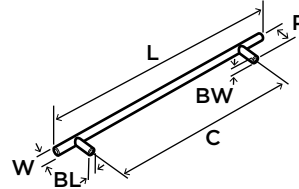
BAR PULLS



PULLS

LEGEND

L	Length	BL	Base Length
W	Width	BW	Base Length
P	Projection	C	Center



	L mm(in)	W mm(in)	P mm(in)	BL mm(in)	BW mm(in)	C mm(in)	Wt lbs	Shelf/ Master Pk pcs	Finish	Part No.
19014	400 (15-3/4)	13 (1/2)	35 (1-3/8)	10 (3/8)	10 (3/8)	320 (12-5/8)	0.85	10/50	Polished Nickel	BP19014PN
									Sterling Nickel	BP19014CSG9
									A Stainless Steel	BP19014SS
									Golden Champagne	BP19014BBZ
									Caramel Bronze	BP19014CBZ
									Oil-Rubbed Bronze	BP19014ORB
									Gunmetal	BP19014GM
Black Bronze	BP19014BBR									
19015	495 (19-1/2)	13 (1/2)	35 (1-3/8)	10 (3/8)	10 (3/8)	416 (16-3/8)	1.02	10/40	Sterling Nickel	BP19015CSG9
									Stainless Steel	BP19015SS
									Caramel Bronze	BP19015CBZ
									Oil-Rubbed Bronze	BP19015ORB
19016	560 (22-1/16)	13 (1/2)	35 (1-3/8)	10 (3/8)	10 (3/8)	480 (18-7/8)	1.16	10/30	Polished Nickel	BP19016PN
								10/40	Sterling Nickel	BP19016CSG9
								10/30	Stainless Steel	BP19016SS
								10/30	Golden Champagne	BP19016BBZ
								10/40	Caramel Bronze	BP19016CBZ
								10/30	Oil-Rubbed Bronze	BP19016ORB
								10/30	Gunmetal	BP19016GM
10/30	Black Bronze	BP19016BBR								
19017	624 (24-9/16)	13 (1/2)	35 (1-3/8)	10 (3/8)	10 (3/8)	544 (21-7/16)	1.38	10/40	Sterling Nickel	BP19017CSG9
								10/20	Stainless Steel	BP19017SS
								10/40	Caramel Bronze	BP19017CBZ
								10/40	Oil-Rubbed Bronze	BP19017ORB
19018	719 (28-5/16)	13 (1/2)	35 (1-3/8)	10 (3/8)	10 (3/8)	640 (25-3/16)	1.64	5/20	Sterling Nickel	BP19018CSG9
									Stainless Steel	BP19018SS
									Caramel Bronze	BP19018CBZ
									Oil-Rubbed Bronze	BP19018ORB
19019	849 (33-7/16)	13 (1/2)	35 (1-3/8)	10 (3/8)	10 (3/8)	768 (30-1/4)	1.74	5/20	Sterling Nickel	BP19019CSG9
									Stainless Steel	BP19019SS
									Caramel Bronze	BP19019CBZ
									Oil-Rubbed Bronze	BP19019ORB

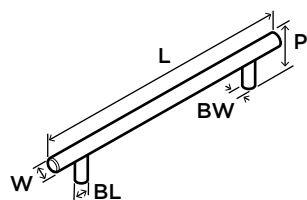
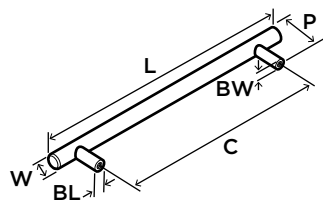
Base Material: Carbon Steel (Stainless Steel Finish: Stainless Steel)
Hardware Included: #8-32 x 1in Truss Head Machine Screw(s)
 This collection is also found on pages 36-37 and 39.

LEGEND			
L	Length	BL	Base Length
W	Width	BW	Base Length
P	Projection	C	Center



BAR PULLS

APPLIANCE PULLS



A
54008

B
54025

L mm(in)	W mm(in)	P mm(in)	BL mm(in)	BW mm(in)	C mm(in)	Wt lbs	Shelf/ Master Pk pcs	Finish	Part No.
371 (14-5/8)	19 (3/4)	51 (2)	16 (5/8)	16 (5/8)	305 (12)	2.11	10/—	Polished Nickel	BP54008PN*
								Sterling Nickel	BP54008CSG9*
								A Stainless Steel	BP54008SS*
								Golden Champagne	BP54008BBZ*
								Caramel Bronze	BP54008CBZ*
								Oil-Rubbed Bronze	BP54008ORB*
								Gunmetal	BP54008GM*
Black Bronze	BP54008BBR*								
524 (20-5/8)	19 (3/4)	51 (2)	16 (5/8)	16 (5/8)	457 (18)	2.80	10/—	Polished Nickel	BP54025PN*
								B Stainless Steel	BP54025SS*
								Golden Champagne	BP54025BBZ*
								Caramel Bronze	BP54025CBZ*
								Oil-Rubbed Bronze	BP54025ORB*
								Black Bronze	BP54025BBR*

54008

54025

Base Material: Carbon Steel (Stainless Steel Finish: Stainless Steel)

Hardware Included: #10-24 x 3/4in Truss Head Machine Screw; #10-24 x 1in Truss Head Machine Screw;

#10-24 x 1-1/4in Truss Head Machine Screw; #10-24 x 1-1/2in Truss Head Machine Screw; #10-24 x 1-3/4in Truss Head Machine Screw

* For the Bar Pulls Collection, appliance pulls have a diameter of 3/4in(19mm) while the knob

and other pulls have a 1/2in(13mm) diameter.

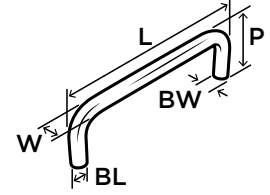
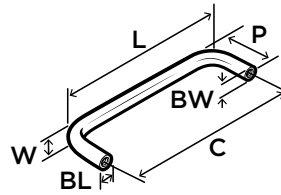
This collection is also found on pages 36-38.

BRASS WIRE PULLS



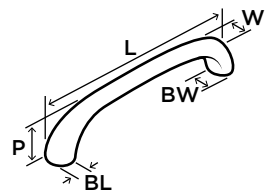
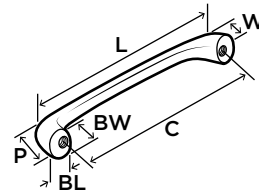
LEGEND			
L	Length	BL	Base Length
W	Width	BW	Base Length
P	Projection	C	Center

PULLS



	L mm(in)	W mm(in)	P mm(in)	BL mm(in)	BW mm(in)	C mm(in)	Wt lbs	Shelf/Master Pk pcs	Finish	Part No.
865	84 (3-5/16)	8 (5/16)	32 (1-1/4)	8 (5/16)	8 (5/16)	76 (3)	0.10	25/200	Polished Chrome	BP86526
									Satin Nickel	BP865G10
									Brushed Chrome	BP86526D
867	97 (3-13/16)	8 (5/16)	32 (1-1/4)	8 (5/16)	8 (5/16)	89 (3-1/2)	0.13	25/200	Satin Nickel	BP867G10
									Brushed Chrome	BP86726D
76313	105 (4-1/8)	8 (5/16)	32 (1-1/4)	8 (5/16)	8 (5/16)	96 (3-3/4)	0.15	25/200	Brushed Chrome	BP7631326D
76312	110 (4-5/16)	8 (5/16)	32 (1-1/4)	8 (5/16)	8 (5/16)	102 (4)	0.15	25/200	Polished Chrome	BP7631226
									Satin Nickel	BP76312G10
									A Brushed Chrome	BP7631226D

Base Material: Brass
 Hardware Included: #8-32 x 1in Truss Head Machine Screw(s)
 ADA-Friendly: C (center) 96mm(3-3/4in) and longer



	L mm(in)	W mm(in)	P mm(in)	BL mm(in)	BW mm(in)	C mm(in)	Wt lbs	Shelf/Master Pk pcs	Finish	Part No.
1970	111 (4-3/8)	6 (1/4)	24 (15/16)	11 (7/16)	10 (3/8)	96 (3-3/4)	0.16	10/80	A Satin Nickel	BP1970G10

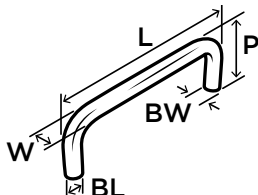
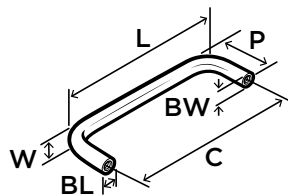
Base Material: Brass
 Hardware Included: #8-32 x 1in Truss Head Machine Screw(s)
 ADA-Friendly: C (center) 96mm(3-3/4in)

LEGEND			
L	Length	BL	Base Length
W	Width	BW	Base Length
P	Projection	C	Center



ALLISON™ VALUE

PULLS



A
76313CS



B
76312CS

L mm(in)	W mm(in)	P mm(in)	BL mm(in)	BW mm(in)	C mm(in)	Wt lbs	Shelf/ Master Pk pcs	Finish	Part No.
84 (3-5/16)	8 (5/16)	32 (1-1/4)	8 (5/16)	8 (5/16)	76 (3)	0.12	25/200	Polished Chrome	BP865CS26
								Satin Nickel	BP865CSG10
								Brushed Chrome	BP865CS26D
								Polished Brass	BP865CS3
97 (3-13/16)	8 (5/16)	32 (1-1/4)	8 (5/16)	8 (5/16)	89 (3-1/2)	0.12	25/200	Satin Nickel	BP867CSG10
								Brushed Chrome	BP867CS26D
105 (4-1/8)	8 (5/16)	32 (1-1/4)	8 (5/16)	8 (5/16)	96 (3-3/4)	0.13	25/200	Polished Chrome	BP76313CS26
								Satin Nickel	BP76313CSG10
								A Brushed Chrome	BP76313CS26D
								Polished Brass	BP76313CS3
110 (4-5/16)	8 (5/16)	32 (1-1/4)	8 (5/16)	8 (5/16)	102 (4)	0.14	25/200	Polished Chrome	BP76312CS26
								Satin Nickel	BP76312CSG10
								B Brushed Chrome	BP76312CS26D

865CS

867CS

76313CS

76312CS

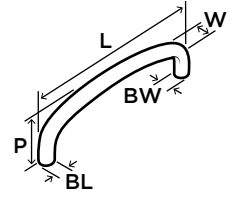
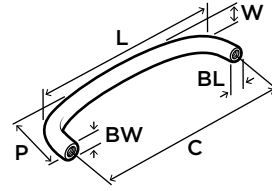
Base Material: Carbon Steel
Hardware Included: #8-32 x 1in Truss Head Machine Screw(s)
ADA-Friendly: C (center) 96mm(3-3/4in) and longer

ALLISON™ VALUE



PULLS

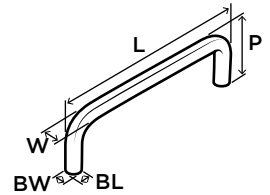
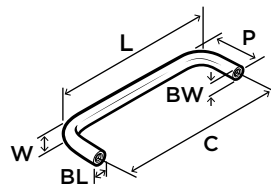
LEGEND			
L	Length	BL	Base Length
W	Width	BW	Base Length
P	Projection	C	Center



A
979

L mm(in)	W mm(in)	P mm(in)	BL mm(in)	BW mm(in)	C mm(in)	Wt lbs	Shelf/ Master Pk pcs	Finish	Part No.
110 (4-5/16)	8 (5/16)	30 (1-3/16)	8 (5/16)	8 (5/16)	102 (4)	0.13	25/200	A Brushed Chrome	BP97926D

Base Material: Steel
Hardware Included: #8-32 x 1in Truss Head Machine Screw(s)
ADA-Friendly: C (center) 102mm(4in)



A
943

L mm(in)	W mm(in)	P mm(in)	BL mm(in)	BW mm(in)	C mm(in)	Wt lbs	Shelf/ Master Pk pcs	Finish	Part No.
110 (4-5/16)	8 (5/16)	32 (1-1/4)	8 (5/16)	8 (5/16)	102 (4)	0.13	25/200	A Brushed Chrome	943SCH

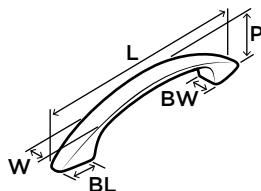
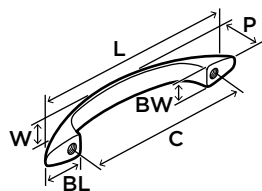
Base Material: Zinc
Hardware Included: #8-32 x 1in Truss Head Machine Screw(s)
ADA-Friendly: C (center) 102mm(4in)

LEGEND			
L	Length	BL	Base Length
W	Width	BW	Base Length
P	Projection	C	Center



ALLISON™ VALUE

PULLS



A
3416



B
69153

L mm(in)	W mm(in)	P mm(in)	BL mm(in)	BW mm(in)	C mm(in)	Wt lbs	Shelf/ Master Pk pcs	Finish	Part No.
103 (4-1/16)	11 (7/16)	19 (3/4)	17 (11/16)	10 (3/8)	76 (3)	0.07	25/200	A Polished Chrome	BP341626
103 (4-1/16)	11 (7/16)	19 (3/4)	17 (11/16)	10 (3/8)	76 (3)	0.08	25/200	B Satin Nickel	BP69153G10

3416

69153

Base Material: Zinc

Hardware Included: #8-32 x 1in Truss Head Machine Screw(s)

ALLISON™ VALUE



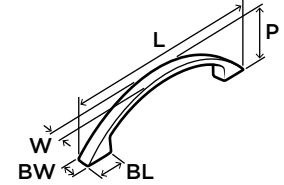
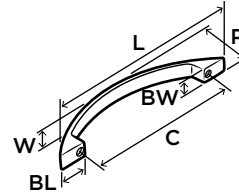
PULLS

LEGEND

L	Length	BL	Base Length
W	Width	BW	Base Length
P	Projection	C	Center



A
52996



L mm(in)	W mm(in)	P mm(in)	BL mm(in)	BW mm(in)	C mm(in)	Wt lbs	Shelf/ Master Pk pcs	Finish	Part No.
52996 122 (4-13/16)	10 (3/8)	27 (1-1/16)	17 (11/16)	10 (3/8)	96 (3-3/4)	0.10	25/200	A Satin Nickel	BP52996G10

Base Material: Zinc

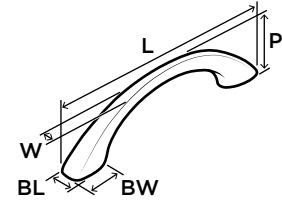
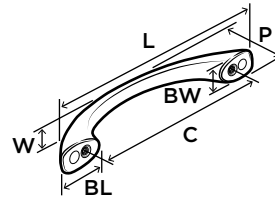
Hardware Included: #8-32 x 1in Truss Head Machine Screw(s)



A
53003



B
53003



L mm(in)	W mm(in)	P mm(in)	BL mm(in)	BW mm(in)	C mm(in)	Wt lbs	Shelf/ Master Pk pcs	Finish	Part No.
53003 122 (4-13/16)	6 (1/4)	27 (1-1/16)	21 (13/16)	13 (1/2)	96 (3-3/4)	0.16	25/250	Polished Chrome	BP5300326
							25/200	A Satin Nickel	BP53003G10
							25/200	B Oil-Rubbed Bronze	BP53003ORB
							25/250	Flat Black	BP53003FB

Base Material: Zinc

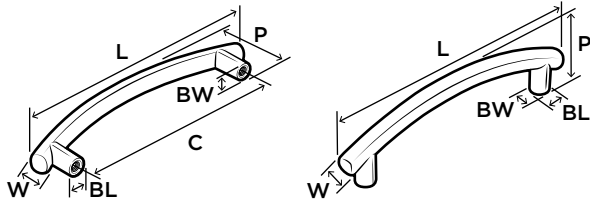
Hardware Included: #8-32 x 1in Truss Head Machine Screw(s)

LEGEND			
L	Length	BL	Base Length
W	Width	BW	Base Length
P	Projection	C	Center



ALLISON™ VALUE

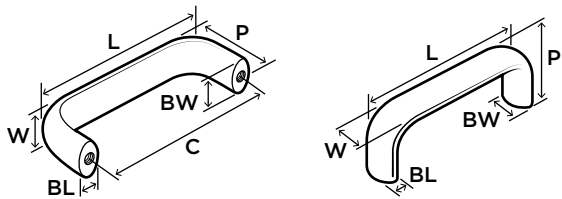
PULLS



L mm(in)	W mm(in)	P mm(in)	BL mm(in)	BW mm(in)	C mm(in)	Wt lbs	Shelf/ Master Pk pcs	Finish	Part No.
116 (4-9/16)	8 (5/16)	30 (1-3/16)	8 (5/16)	8 (5/16)	96 (3-3/4)	0.12	25/200	A Satin Nickel	BP52992G10

52992

Base Material: Zinc
Hardware Included: #8-32 x 1in Truss Head Machine Screw(s)



L mm(in)	W mm(in)	P mm(in)	BL mm(in)	BW mm(in)	C mm(in)	Wt lbs	Shelf/ Master Pk pcs	Finish	Part No.
86 (3-3/8)	16 (5/8)	30 (1-3/16)	10 (3/8)	16 (5/8)	76 (3)	0.20	25/200	A Satin Nickel	BP53009G10

53009

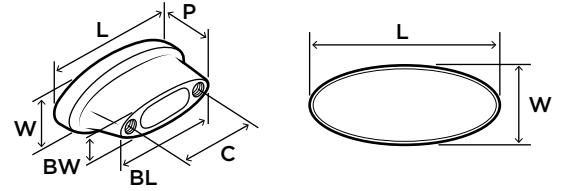
Base Material: Zinc
Hardware Included: #8-32 x 1in Truss Head Machine Screw(s)

ALLISON™ VALUE



LEGEND			
L	Length	BL	Base Length
W	Width	BW	Base Width
P	Projection	C	Center

PULLS

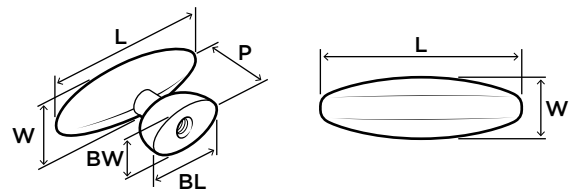


L mm(in)	W mm(in)	P mm(in)	BL mm(in)	BW mm(in)	C mm(in)	Wt lbs	Shelf/ Master Pk pcs	Finish	Part No.
53016 44 (1-3/4)	19 (3/4)	19 (3/4)	32 (1-1/4)	10 (3/8)	25 (1)	0.12	25/200	Polished Chrome	BP5301626
								A Satin Nickel	BP53016G10
								B Flat Black	BP53016FB

Base Material: Zinc

Hardware Included: #8-32 x 1in Truss Head Machine Screw(s)

KNOBS



L mm(in)	W mm(in)	P mm(in)	BL mm(in)	BW mm(in)	Wt lbs	Shelf/ Master Pk pcs	Finish	Part No.
4476 40 (1-9/16)	13 (1/2)	24 (15/16)	17 (11/16)	10 (3/8)	0.07	25/200	A Satin Nickel	BP4476G10
							B Flat Black	BP4476FB

Base Material: Zinc

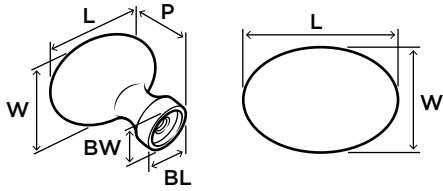
Hardware Included: #8-32 x 1in Truss Head Machine Screw(s)

LEGEND			
L	Length	BL	Base Length
W	Width	BW	Base Length
P	Projection	C	Center



ALLISON™ VALUE

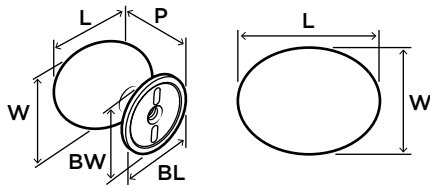
KNOBS



L mm(in)	W mm(in)	P mm(in)	BL mm(in)	BW mm(in)	Wt lbs	Shelf/ Master Pk pcs	Finish	Part No.
35 (1-3/8)	25 (1)	35 (1-3/8)	14 (9/16)	14 (9/16)	0.16	25/200	Polished Chrome	BP5301426
							A Satin Nickel	BP53014G10
							B Oil-Rubbed Bronze	BP53014ORB
							Flat Black	BP53014FB

53014

Base Material: Zinc
Hardware Included: #8-32 x 1in Truss Head Machine Screw(s)



L mm(in)	W mm(in)	P mm(in)	BL mm(in)	BW mm(in)	Wt lbs	Shelf/ Master Pk pcs	Finish	Part No.
35 (1-3/8)	25 (1)	35 (1-3/8)	24 (15/16)	24 (15/16)	0.19	25/200	Polished Chrome	BP5301826
							A Satin Nickel	BP53018G10
							B Oil-Rubbed Bronze	BP53018ORB
							Flat Black	BP53018FB

53018

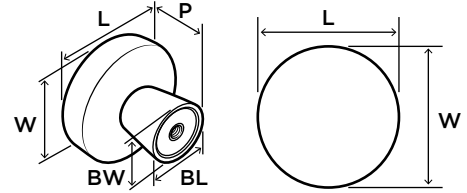
Base Material: Zinc
Hardware Included: #8-32 x 1in Truss Head Machine Screw(s)

BLACKROCK™



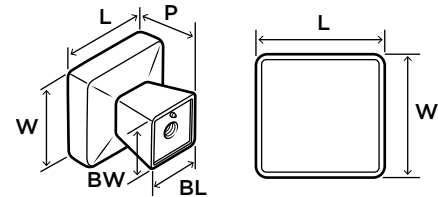
KNOBS

LEGEND			
L	Length	BL	Base Length
W	Width	BW	Base Length
P	Projection	C	Center



	L mm(in)	W mm(in)	P mm(in)	BL mm(in)	BW mm(in)	Wt lbs	Shelf/ Master Pk pcs	Finish	Part No.
55270	33 (1-5/16)	33 (1-5/16)	27 (1-1/16)	16 (5/8)	16 (5/8)	0.16	25/200	Polished Nickel	BP55270PN
								Satin Nickel	BP55270G10
								Golden Champagne	BP55270BBZ
								Oil-Rubbed Bronze	BP55270ORB
								Gunmetal	BP55270GM
								A Black Bronze	BP55270BBR
55272	44 (1-3/4)	44 (1-3/4)	33 (1-5/16)	19 (3/4)	19 (3/4)	0.32	10/120	Polished Nickel	BP55272PN
								Satin Nickel	BP55272G10
								Golden Champagne	BP55272BBZ
								Oil-Rubbed Bronze	BP55272ORB
								Gunmetal	BP55272GM
								B Black Bronze	BP55272BBR

Base Material: Zinc
Hardware Included: #8-32 x 1in Truss Head Machine Screw(s)



	L mm(in)	W mm(in)	P mm(in)	BL mm(in)	BW mm(in)	Wt lbs	Shelf/ Master Pk pcs	Finish	Part No.
55271	30 (1-3/16)	30 (1-3/16)	27 (1-1/16)	16 (5/8)	16 (5/8)	0.17	25/200	Polished Nickel	BP55271PN
								Satin Nickel	BP55271G10
								Golden Champagne	BP55271BBZ
								Oil-Rubbed Bronze	BP55271ORB
								Gunmetal	BP55271GM
								A Black Bronze	BP55271BBR
55273	38 (1-1/2)	38 (1-1/2)	33 (1-5/16)	21 (13/16)	21 (13/16)	0.33	10/120	Polished Nickel	BP55273PN
								Satin Nickel	BP55273G10
								Golden Champagne	BP55273BBZ
								Oil-Rubbed Bronze	BP55273ORB
								Gunmetal	BP55273GM
								B Black Bronze	BP55273BBR

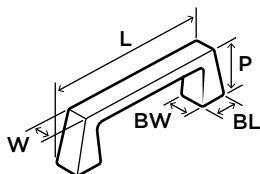
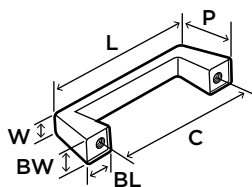
Base Material: Zinc
Hardware Included: #8-32 x 1in Truss Head Machine Screw(s)
This collection is also found on pages 49-50.

LEGEND			
L	Length	BL	Base Length
W	Width	BW	Base Length
P	Projection	C	Center



BLACKROCK™

PULLS



A
55275



B
55275

L mm(in)	W mm(in)	P mm(in)	BL mm(in)	BW mm(in)	C mm(in)	Wt lbs	Shelf/ Master Pk pcs	Finish	Part No.
95 (3-3/4)	11 (7/16)	27 (1-1/16)	14 (9/16)	14 (9/16)	76 (3)	0.22	25/200	Polished Nickel	BP55275PN
								Satin Nickel	BP55275G10
								Golden Champagne	BP55275BBZ
								Oil-Rubbed Bronze	BP55275ORB
								Gunmetal	BP55275GM
								A Black Bronze	BP55275BBR
117 (4-5/8)	13 (1/2)	30 (1-3/16)	16 (5/8)	14 (9/16)	96 (3-3/4)	0.27	25/200	Polished Nickel	BP55276PN
								Satin Nickel	BP55276G10
								Golden Champagne	BP55276BBZ
								Oil-Rubbed Bronze	BP55276ORB
								Gunmetal	BP55276GM
								B Black Bronze	BP55276BBR
151 (5-15/16)	13 (1/2)	30 (1-3/16)	17 (11/16)	16 (5/8)	128 (5-1/16)	0.34	10/80	Polished Nickel	BP55277PN
								Satin Nickel	BP55277G10
								Golden Champagne	BP55277BBZ
								Oil-Rubbed Bronze	BP55277ORB
								Gunmetal	BP55277GM
								Black Bronze	BP55277BBR
184 (7-1/4)	13 (1/2)	32 (1-1/4)	17 (11/16)	16 (5/8)	160 (6-5/16)	0.40	10/80	Polished Nickel	BP55278PN
								Satin Nickel	BP55278G10
								Golden Champagne	BP55278BBZ
								Oil-Rubbed Bronze	BP55278ORB
								Gunmetal	BP55278GM
								Black Bronze	BP55278BBR

55275

55276

55277

55278

Base Material: Zinc
Hardware Included: #8-32 x 1in Truss Head Machine Screw(s)
ADA-Friendly: C (center) 96mm(3-3/4in) and longer
 This collection is also found on pages 48 and 50.

BLACKROCK™



APPLIANCE PULLS



A
55279



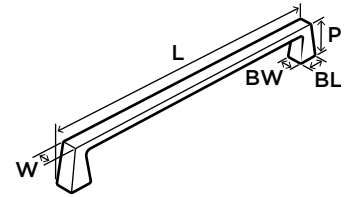
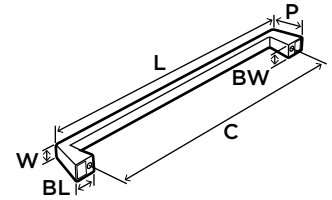
B
55280



C
55281

LEGEND

L	Length	BL	Base Length
W	Width	BW	Base Length
P	Projection	C	Center



	L mm(in)	W mm(in)	P mm(in)	BL mm(in)	BW mm(in)	C mm(in)	Wt lbs	Shelf/ Master Pk pcs	Finish	Part No.
55279	238 (9-3/8)	19 (3/4)	43 (1-11/16)	24 (15/16)	19 (3/4)	203 (8)	0.75	10/—	Polished Nickel	BP55279PN
									Satin Nickel	BP55279G10
									Golden Champagne	BP55279BBZ
									Oil-Rubbed Bronze	BP55279ORB
									A Black Bronze	BP55279BBR
55280	338 (13-5/16)	19 (3/4)	43 (1-11/16)	24 (15/16)	19 (3/4)	305 (12)	1.05	10/—	Polished Nickel	BP55280PN
									Satin Nickel	BP55280G10
									Golden Champagne	BP55280BBZ
									Oil-Rubbed Bronze	BP55280ORB
									B Black Bronze	BP55280BBR
55281	492 (19-3/8)	19 (3/4)	43 (1-11/16)	24 (15/16)	19 (3/4)	457 (18)	1.53	10/—	Polished Nickel	BP55281PN
									Satin Nickel	BP55281G10
									Golden Champagne	BP55281BBZ
									Oil-Rubbed Bronze	BP55281ORB
									C Black Bronze	BP55281BBR

Base Material: Zinc

Hardware Included: #10-24 x 3/4in Truss Head Machine Screw; #10-24 x 1in Truss Head Machine Screw;

#10-24 x 1-1/4in Truss Head Machine Screw; #10-24 x 1-1/2in Truss Head Machine Screw; #10-24 x 1-3/4in Truss Head Machine Screw


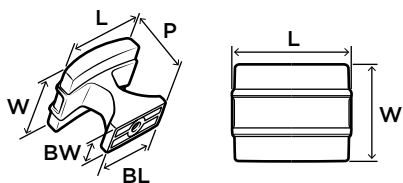
ADA-Friendly: All Appliance Pulls

LEGEND			
L	Length	BL	Base Length
W	Width	BW	Base Width
P	Projection	C	Center



DAVENPORT

KNOBS



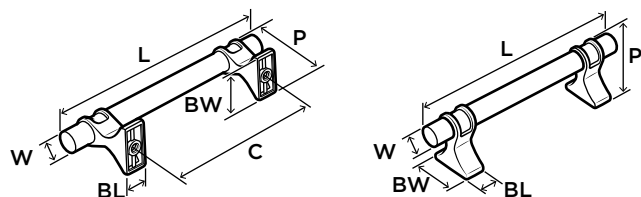
L mm(in)	W mm(in)	P mm(in)	BL mm(in)	BW mm(in)	Wt lbs	Shelf/ Master Pk pcs	Finish	Part No.
32 (1-1/4)	25 (1)	30 (1-3/16)	27 (1-1/16)	11 (7/16)	0.12	25/200	Satin Nickel	BP36601G10
							Oil-Rubbed Bronze	BP36601ORB
							A Gunmetal	BP36601GM
38 (1-1/2)	32 (1-1/4)	35 (1-3/8)	29 (1-1/8)	14 (9/16)	0.19	25/100	Satin Nickel	BP36602G10
							Oil-Rubbed Bronze	BP36602ORB
							B Gunmetal	BP36602GM

36601

36602

Base Material: Zinc
Hardware Included: #8-32 x 1in Truss Head Machine Screw(s)

PULLS



L mm(in)	W mm(in)	P mm(in)	BL mm(in)	BW mm(in)	C mm(in)	Wt lbs	Shelf/ Master Pk pcs	Finish	Part No.
135 (5-5/16)	11 (7/16)	37 (1-7/16)	13 (1/2)	27 (1-1/16)	96 (3-3/4)	0.32	25/100	Satin Nickel	BP36605G10
								Oil-Rubbed Bronze	BP36605ORB
								A Gunmetal	BP36605GM
167 (6-9/16)	11 (7/16)	37 (1-7/16)	13 (1/2)	27 (1-1/16)	128 (5-1/16)	0.36	10/80	Satin Nickel	BP36606G10
								Oil-Rubbed Bronze	BP36606ORB
								Gunmetal	BP36606GM
198 (7-13/16)	11 (7/16)	37 (1-7/16)	13 (1/2)	27 (1-1/16)	160 (6-5/16)	0.42	10/40	Satin Nickel	BP36607G10
								Oil-Rubbed Bronze	BP36607ORB
								Gunmetal	BP36607GM

36605

36606

36607


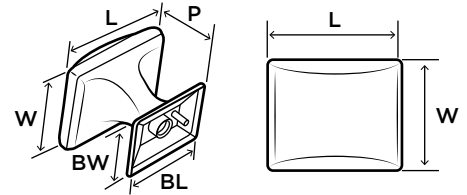
Base Material: Zinc
Hardware Included: #8-32 x 1in Truss Head Machine Screw(s)

CANDLER



KNOB

LEGEND			
L	Length	BL	Base Length
W	Width	BW	Base Length
P	Projection	C	Center



	L mm(in)	W mm(in)	P mm(in)	BL mm(in)	BW mm(in)	Wt lbs	Shelf/ Master Pk pcs	Finish	Part No.
29340	32 (1-1/4)	25 (1)	29 (1-1/8)	25 (1)	19 (3/4)	0.15	10/120	Polished Nickel	BP29340PN
								A Satin Nickel	BP29340G10
								C Antique Silver	BP29340AS
								Golden Champagne	BP29340BBZ
								Caramel Bronze	BP29340CBZ
								Venetian Bronze	BP29340VB
								E Oil-Rubbed Bronze	BP29340ORB
								Gunmetal	BP29340GM
								Black Bronze	BP29340BBR
								29368	38 (1-1/2)
B Satin Nickel	BP29368G10								
D Antique Silver	BP29368AS								
Golden Champagne	BP29368BBZ								
Caramel Bronze	BP29368CBZ								
Venetian Bronze	BP29368VB								
F Oil-Rubbed Bronze	BP29368ORB								
Gunmetal	BP29368GM								
Black Bronze	BP29368BBR								

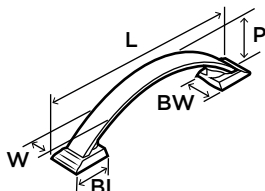
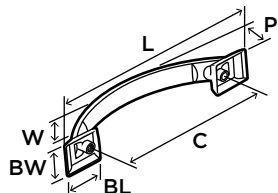
Base Material: Zinc
 Hardware Included: #8-32 x 1in Truss Head Machine Screw(s)
 This collection is also found on pages 53-54.

LEGEND			
L	Length	BL	Base Length
W	Width	BW	Base Length
P	Projection	C	Center



CANDLER

PULLS



L mm(in)	W mm(in)	P mm(in)	BL mm(in)	BW mm(in)	C mm(in)	Wt lbs	Shelf/ Master Pk pcs	Finish	Part No.
111 (4-3/8)	13 (1/2)	29 (1-1/8)	22 (7/8)	19 (3/4)	76 (3)	0.12	10/120	Polished Nickel	BP29349PN
								Satin Nickel	BP29349G10
								Antique Silver	BP29349AS
								Golden Champagne	BP29349BBZ
								Caramel Bronze	BP29349CBZ
								Venetian Bronze	BP29349VB
								Oil-Rubbed Bronze	BP29349ORB
								Gunmetal	BP29349GM
Black Bronze	BP29349BBR								
132 (5-3/16)	13 (1/2)	30 (1-3/16)	22 (7/8)	19 (3/4)	96 (3-3/4)	0.14	10/80	Polished Nickel	BP29355PN
								Satin Nickel	BP29355G10
								A Antique Silver	BP29355AS
								Golden Champagne	BP29355BBZ
								Caramel Bronze	BP29355CBZ
								Venetian Bronze	BP29355VB
								Oil-Rubbed Bronze	BP29355ORB
								Gunmetal	BP29355GM
Black Bronze	BP29355BBR								
167 (6-9/16)	14 (9/16)	32 (1-1/4)	25 (1)	21 (13/16)	128 (5-1/16)	0.18	10/80	Polished Nickel	BP29363PN
								Satin Nickel	BP29363G10
								Antique Silver	BP29363AS
								Golden Champagne	BP29363BBZ
								Caramel Bronze	BP29363CBZ
								Venetian Bronze	BP29363VB
								Oil-Rubbed Bronze	BP29363ORB
								Gunmetal	BP29363GM
Black Bronze	BP29363BBR								
202 (7-15/16)	16 (5/8)	33 (1-5/16)	29 (1-1/8)	24 (15/16)	160 (6-5/16)	0.20	10/80	Polished Nickel	BP29364PN
								Satin Nickel	BP29364G10
								Antique Silver	BP29364AS
								Golden Champagne	BP29364BBZ
								Caramel Bronze	BP29364CBZ
								Venetian Bronze	BP29364VB
								Oil-Rubbed Bronze	BP29364ORB
								Gunmetal	BP29364GM
Black Bronze	BP29364BBR								

29349

29355

29363

29364

Base Material: Zinc
 Hardware Included: #8-32 x 1in Truss Head Machine Screw(s)
 ADA-Friendly: C (center) 128mm(5-1/16in) and longer
 This collection is also found on pages 52 and 54.

CANDLER



APPLIANCE PULLS



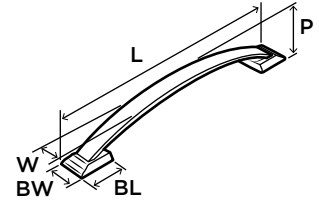
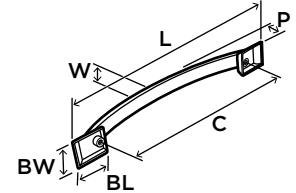
A
29365



B
29366

LEGEND

L	Length	BL	Base Length
W	Width	BW	Base Length
P	Projection	C	Center



	L mm(in)	W mm(in)	P mm(in)	BL mm(in)	BW mm(in)	C mm(in)	Wt lbs	Shelf/ Master Pk pcs	Finish	Part No.
29365	260 (10-1/4)	29 (1-1/8)	33 (1-5/16)	33 (1-5/16)	29 (1-1/8)	203 (8)	0.67	10/-	Polished Nickel	BP29365PN
									Satin Nickel	BP29365G10
									A Antique Silver	BP29365AS
									Golden Champagne	BP29365BBZ
									Caramel Bronze	BP29365CBZ
									Venetian Bronze	BP29365VB
									Oil-Rubbed Bronze	BP29365ORB
									Black Bronze	BP29365BBR
29366	367 (14-7/16)	35 (1-3/8)	46 (1-13/16)	41 (1-5/8)	35 (1-3/8)	305 (12)	1.21	10/-	Polished Nickel	BP29366PN
									Satin Nickel	BP29366G10
									B Antique Silver	BP29366AS
									Golden Champagne	BP29366BBZ
									Caramel Bronze	BP29366CBZ
									Venetian Bronze	BP29366VB
									Oil-Rubbed Bronze	BP29366ORB
									Black Bronze	BP29366BBR
29367	527 (20-3/4)	40 (1-9/16)	52 (2-1/16)	49 (1-15/16)	40 (1-9/16)	457 (18)	2.11	10/-	Polished Nickel	BP29367PN
									Satin Nickel	BP29367G10
									Antique Silver	BP29367AS
									Golden Champagne	BP29367BBZ
									Caramel Bronze	BP29367CBZ
									Venetian Bronze	BP29367VB
									Oil-Rubbed Bronze	BP29367ORB
									Black Bronze	BP29367BBR

Base Material: Zinc

Hardware Included: #10-24 x 3/4in Truss Head Machine Screw; #10-24 x 1in Truss Head Machine Screw;

#10-24 x 1-1/4in Truss Head Machine Screw; #10-24 x 1-1/2in Truss Head Machine Screw; #10-24 x 1-3/4in Truss Head Machine Screw

ADA-Friendly: All Appliance Pulls

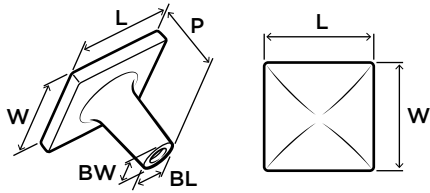
This collection is also found on pages 52-53.

LEGEND			
L	Length	BL	Base Length
W	Width	BW	Base Width
P	Projection	C	Center



EXTENSITY

KNOBS



A
29370



B
29398

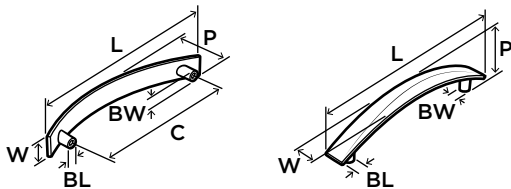
L mm(in)	W mm(in)	P mm(in)	BL mm(in)	BW mm(in)	Wt lbs	Shelf/ Master Pk pcs	Finish	Part No.
29 (1-1/8)	29 (1-1/8)	27 (1-1/16)	8 (5/16)	8 (5/16)	0.08	10/120	A Satin Nickel	BP29370G10
							Antique Silver	BP29370AS
							Oil-Rubbed Bronze	BP29370ORB
38 (1-1/2)	38 (1-1/2)	29 (1-1/8)	8 (5/16)	8 (5/16)	0.16	10/120	B Satin Nickel	BP29398G10
							Antique Silver	BP29398AS
							Oil-Rubbed Bronze	BP29398ORB

29370

29398

Base Material: Zinc
Hardware Included: #8-32 x 1in Truss Head Machine Screw(s)

PULLS



A
29385

L mm(in)	W mm(in)	P mm(in)	BL mm(in)	BW mm(in)	C mm(in)	Wt lbs	Shelf/ Master Pk pcs	Finish	Part No.
105 (4-1/8)	17 (11/16)	33 (1-5/16)	8 (5/16)	8 (5/16)	76 (3)	0.14	10/120	Satin Nickel	BP29379G10
								Antique Silver	BP29379AS
								Oil-Rubbed Bronze	BP29379ORB
125 (4-15/16)	17 (11/16)	33 (1-5/16)	8 (5/16)	8 (5/16)	96 (3-3/4)	0.19	10/120	A Satin Nickel	BP29385G10
								Antique Silver	BP29385AS
								Oil-Rubbed Bronze	BP29385ORB
159 (6-1/4)	17 (11/16)	37 (1-7/16)	8 (5/16)	8 (5/16)	128 (5-1/16)	0.27	10/80	Satin Nickel	BP29393G10
								Antique Silver	BP29393AS
								Oil-Rubbed Bronze	BP29393ORB
191 (7-1/2)	17 (11/16)	38 (1-1/2)	8 (5/16)	8 (5/16)	160 (6-5/16)	0.36	10/80	Satin Nickel	BP29394G10
								Antique Silver	BP29394AS
								Oil-Rubbed Bronze	BP29394ORB

29379

29385

29393

29394

Base Material: Zinc
Hardware Included: #8-32 x 1in Truss Head Machine Screw(s)
This collection is also found on page 56.

EXTENSITY



APPLIANCE PULLS

LEGEND

L	Length	BL	Base Length
W	Width	BW	Base Length
P	Projection	C	Center



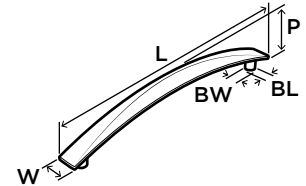
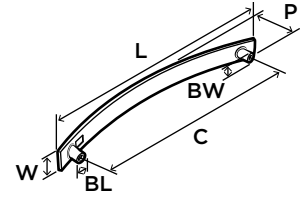
A
29395



B
29396



C
29397



	L mm(in)	W mm(in)	P mm(in)	BL mm(in)	BW mm(in)	C mm(in)	Wt lbs	Shelf/ Master Pk pcs	Finish	Part No.
29395	233 (9-3/16)	19 (3/4)	40 (1-9/16)	8 (5/16)	8 (5/16)	203 (8)	0.48	10/—	A Satin Nickel	BP29395G10
									Antique Silver	BP29395AS
									Oil-Rubbed Bronze	BP29395ORB
29396	333 (13-1/8)	19 (3/4)	41 (1-5/8)	10 (3/8)	10 (3/8)	305 (12)	0.80	10/—	B Satin Nickel	BP29396G10
									Antique Silver	BP29396AS
									Oil-Rubbed Bronze	BP29396ORB
29397	487 (19-3/16)	22 (7/8)	44 (1-3/4)	11 (7/16)	11 (7/16)	457 (18)	1.33	10/—	C Satin Nickel	BP29397G10
									Antique Silver	BP29397AS
									Oil-Rubbed Bronze	BP29397ORB

Base Material: Zinc

Hardware Included: #10-24 x 3/4in Truss Head Machine Screw; #10-24 x 1in Truss Head Machine Screw;

#10-24 x 1-1/4in Truss Head Machine Screw; #10-24 x 1-1/2in Truss Head Machine Screw; #10-24 x 1-3/4in Truss Head Machine Screw

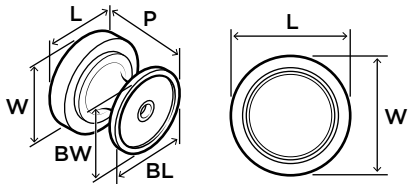
This collection is also found on page 55.

LEGEND			
L	Length	BL	Base Length
W	Width	BW	Base Length
P	Projection	C	Center



ROCHDALE™

KNOBS



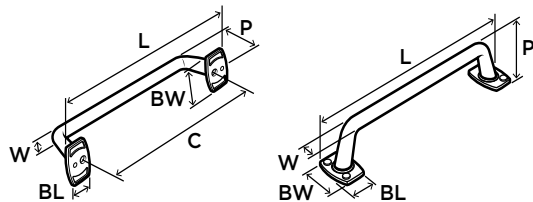
L mm(in)	W mm(in)	P mm(in)	BL mm(in)	BW mm(in)	Wt lbs	Shelf/ Master Pk pcs	Finish	Part No.
32 (1-1/4)	32 (1-1/4)	29 (1-1/8)	27 (1-1/16)	27 (1-1/16)	0.16	25/200	A Satin Nickel B Graphite	BP53710G10 BP53710GPH

53710

Base Material: Zinc

Hardware Included: #8-32 x 1in Truss Head Machine Screw(s)

PULLS



L mm(in)	W mm(in)	P mm(in)	BL mm(in)	BW mm(in)	C mm(in)	Wt lbs	Shelf/ Master Pk pcs	Finish	Part No.
102 (4)	8 (5/16)	30 (1-3/16)	17 (11/16)	27 (1-1/16)	76 (3)	0.14	25/100	Satin Nickel Graphite	BP53711G10 BP53711GPH
121 (4-3/4)	8 (5/16)	30 (1-3/16)	17 (11/16)	27 (1-1/16)	96 (3-3/4)	0.15	25/100	Satin Nickel Graphite	BP53712G10 BP53712GPH
154 (6-1/16)	8 (5/16)	32 (1-1/4)	17 (11/16)	27 (1-1/16)	128 (5-1/16)	0.20	25/100	Satin Nickel A Graphite	BP53713G10 BP53713GPH
186 (7-5/16)	8 (5/16)	33 (1-5/16)	17 (11/16)	27 (1-1/16)	160 (6-5/16)	0.24	25/100	Satin Nickel Graphite	BP53714G10 BP53714GPH

53711

53712

53713

53714

Base Material: Zinc

Hardware Included: #8-32 x 1in Truss Head Machine Screw(s)

ADA-Friendly: C (center) 96mm(3-3/4in) and longer

This collection is also found on page 58.

ROCHDALE™



APPLIANCE PULLS



A
54021



B
54022



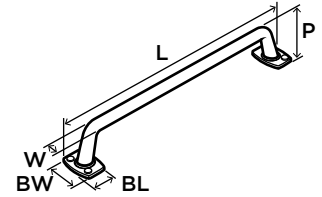
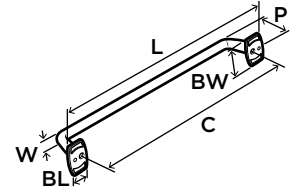
C
54021



D
54022

LEGEND

L	Length	BL	Base Length
W	Width	BW	Base Length
P	Projection	C	Center



	L mm(in)	W mm(in)	P mm(in)	BL mm(in)	BW mm(in)	C mm(in)	Wt lbs	Shelf/ Master Pk pcs	Finish	Part No.
54021	337 (13-1/4)	33 (1-5/16)	41 (1-5/8)	24 (15/16)	33 (1-5/16)	305 (12)	0.57	10/—	A Satin Nickel	BP54021G10
									C Graphite	BP54021GPH
54022	486 (19-1/8)	33 (1-5/16)	44 (1-3/4)	24 (15/16)	33 (1-5/16)	457 (18)	1.21	10/—	B Satin Nickel	BP54022G10
									D Graphite	BP54022GPH

Base Material: Zinc

Hardware Included: #10-24 x 3/4in Truss Head Machine Screw; #10-24 x 1in Truss Head Machine Screw; #10-24 x 1-1/4in Truss Head Machine Screw; #10-24 x 1-1/2in Truss Head Machine Screw; #10-24 x 1-3/4in Truss Head Machine Screw

ADA-Friendly: All Appliance Pulls

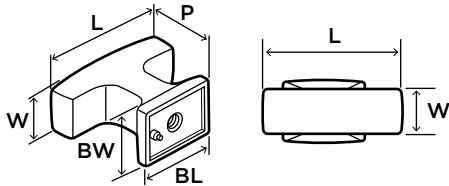
This collection is also found on page 57.

LEGEND			
L	Length	BL	Base Length
W	Width	BW	Base Width
P	Projection	C	Center



WESTERLY™

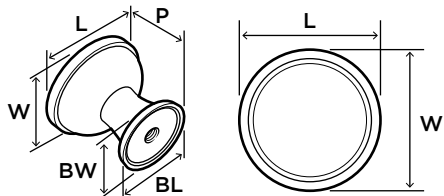
KNOBS



L mm(in)	W mm(in)	P mm(in)	BL mm(in)	BW mm(in)	Wt lbs	Shelf/ Master Pk pcs	Finish	Part No.
33 (1-5/16)	11 (7/16)	27 (1-1/16)	21 (13/16)	14 (9/16)	0.09	25/200	Polished Nickel	BP53717PN
							A Satin Nickel	BP53717G10
							Golden Champagne	BP53717BBZ
							Oil-Rubbed Bronze	BP53717ORB
							B Graphite	BP53717GPH
Black Bronze	BP53717BBR							

53717

Base Material: Zinc
Hardware Included: #8-32 x 1in Truss Head Machine Screw(s)



L mm(in)	W mm(in)	P mm(in)	BL mm(in)	BW mm(in)	Wt lbs	Shelf/ Master Pk pcs	Finish	Part No.
30 (1-3/16)	30 (1-3/16)	30 (1-3/16)	21 (13/16)	21 (13/16)	0.15	25/200	Polished Nickel	BP53718PN
							A Satin Nickel	BP53718G10
							Golden Champagne	BP53718BBZ
							Oil-Rubbed Bronze	BP53718ORB
							B Graphite	BP53718GPH
Black Bronze	BP53718BBR							

53718

Base Material: Zinc
Hardware Included: #8-32 x 1in Truss Head Machine Screw(s)
This collection is also found on pages 60-61.

WESTERLY™




PULLS

LEGEND

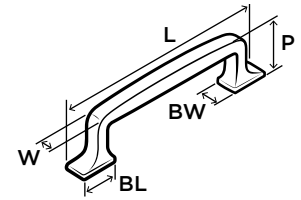
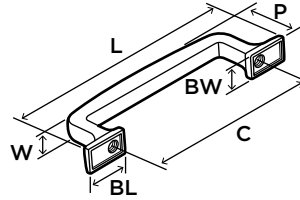
L	Length	BL	Base Length
W	Width	BW	Base Length
P	Projection	C	Center



A
53720



B
53721



	L mm(in)	W mm(in)	P mm(in)	BL mm(in)	BW mm(in)	C mm(in)	Wt lbs	Shelf/ Master Pk pcs	Finish	Part No.
53719	108 (4-1/4)	8 (5/16)	32 (1-1/4)	21 (13/16)	13 (1/2)	76 (3)	0.17	25/100	Polished Nickel	BP53719PN
									Satin Nickel	BP53719G10
									Golden Champagne	BP53719BBZ
									Oil-Rubbed Bronze	BP53719ORB
									Graphite	BP53719GPH
									Black Bronze	BP53719BBR
53720	129 (5-1/16)	10 (3/8)	33 (1-5/16)	22 (7/8)	14 (9/16)	96 (3-3/4)	0.23	25/100	Polished Nickel	BP53720PN
									A Satin Nickel	BP53720G10
									Golden Champagne	BP53720BBZ
									Oil-Rubbed Bronze	BP53720ORB
									Graphite	BP53720GPH
									Black Bronze	BP53720BBR
53721	159 (6-1/4)	10 (3/8)	33 (1-5/16)	22 (7/8)	14 (9/16)	128 (5-1/16)	0.29	25/100	Polished Nickel	BP53721PN
									B Satin Nickel	BP53721G10
									Golden Champagne	BP53721BBZ
									Oil-Rubbed Bronze	BP53721ORB
									Graphite	BP53721GPH
									Black Bronze	BP53721BBR
53722	192 (7-9/16)	11 (7/16)	35 (1-3/8)	22 (7/8)	16 (5/8)	160 (6-5/16)	0.35	25/100	Polished Nickel	BP53722PN
									Satin Nickel	BP53722G10
									Golden Champagne	BP53722BBZ
									Oil-Rubbed Bronze	BP53722ORB
									Graphite	BP53722GPH
									Black Bronze	BP53722BBR

Base Material: Zinc

Hardware Included: #8-32 x 1in Truss Head Machine Screw(s)

ADA-Friendly: C (center) 96mm(3-3/4in) and longer

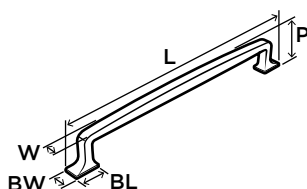
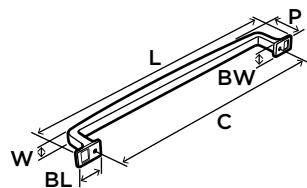
This collection is also found on pages 59 and 61.

LEGEND			
L	Length	BL	Base Length
W	Width	BW	Base Length
P	Projection	C	Center



WESTERLY™

APPLIANCE PULLS



A
54023



B
54024



C
54023



D
54024

L mm(in)	W mm(in)	P mm(in)	BL mm(in)	BW mm(in)	C mm(in)	Wt lbs	Shelf/ Master Pk pcs	Finish	Part No.
351 (13-13/16)	19 (3/4)	49 (1-15/16)	30 (1-3/16)	19 (3/4)	305 (12)	1.01	10/—	Polished Nickel	BP54023PN
								A Satin Nickel	BP54023G10
								Golden Champagne	BP54023BBZ
								Oil-Rubbed Bronze	BP54023ORB
								C Graphite	BP54023GPH
Black Bronze	BP54023BBR								
506 (19-15/16)	22 (7/8)	51 (2)	33 (1-5/16)	22 (7/8)	457 (18)	2.01	10/—	Polished Nickel	BP54024PN
								B Satin Nickel	BP54024G10
								Golden Champagne	BP54024BBZ
								Oil-Rubbed Bronze	BP54024ORB
								D Graphite	BP54024GPH
Black Bronze	BP54024BBR								

54023

54024

Base Material: Zinc

Hardware Included: #10-24 x 3/4in Truss Head Machine Screw; #10-24 x 1in Truss Head Machine Screw;

#10-24 x 1-1/4in Truss Head Machine Screw; #10-24 x 1-1/2in Truss Head Machine Screw; #10-24 x 1-3/4in Truss Head Machine Screw

ADA-Friendly: All Appliance Pulls

This collection is also found on pages 59-60.

HIGHLAND RIDGE



KNOB

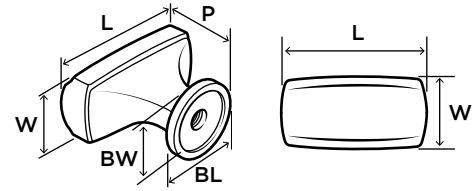
LEGEND			
L	Length	BL	Base Length
W	Width	BW	Base Length
P	Projection	C	Center



A
55311



B
55311



L mm(in)	W mm(in)	P mm(in)	BL mm(in)	BW mm(in)	Wt lbs	Shelf/ Master Pk pcs	Finish	Part No.	
55311	35 (1-3/8)	17 (11/16)	29 (1-1/8)	17 (11/16)	17 (11/16)	0.15	10/120	A Polished Nickel	BP55311PN
								Satin Nickel	BP55311G10
								Aged Pewter	BP55311AP
								Golden Champagne	BP55311BBZ
								Caramel Bronze	BP55311CBZ
								B Dark Oiled Bronze	BP55311DOB
								Black Bronze	BP55311BBR

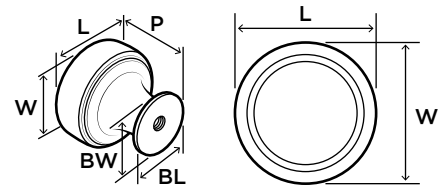
Base Material: Zinc
Hardware Included: #8-32 x 1in Truss Head Machine Screw(s)



A
55312



B
55312



L mm(in)	W mm(in)	P mm(in)	BL mm(in)	BW mm(in)	Wt lbs	Shelf/ Master Pk pcs	Finish	Part No.	
55312	30 (1-3/16)	30 (1-3/16)	30 (1-3/16)	17 (11/16)	17 (11/16)	0.19	10/120	A Polished Nickel	BP55312PN
								Satin Nickel	BP55312G10
								Aged Pewter	BP55312AP
								Golden Champagne	BP55312BBZ
								Caramel Bronze	BP55312CBZ
								B Dark Oiled Bronze	BP55312DOB
								Black Bronze	BP55312BBR

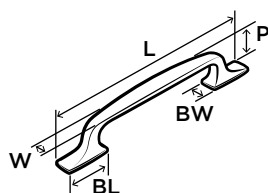
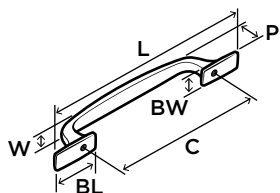
Base Material: Zinc
Hardware Included: #8-32 x 1in Truss Head Machine Screw(s)
This collection is also found on pages 63-64.

LEGEND			
L	Length	BL	Base Length
W	Width	BW	Base Length
P	Projection	C	Center



HIGHLAND RIDGE

PULLS



A
55319

L mm(in)	W mm(in)	P mm(in)	BL mm(in)	BW mm(in)	C mm(in)	Wt lbs	Shelf/ Master Pk pcs	Finish	Part No.
110 (4-5/16)	13 (1/2)	27 (1-1/16)	21 (13/16)	11 (7/16)	76 (3)	0.14	10/120	Polished Nickel	BP55316PN
								Satin Nickel	BP55316G10
								Aged Pewter	BP55316AP
								Golden Champagne	BP55316BBZ
								Caramel Bronze	BP55316CBZ
								Dark Oiled Bronze	BP55316DOB
Black Bronze	BP55316BBR								
132 (5-3/16)	14 (9/16)	29 (1-1/8)	25 (1)	13 (1/2)	96 (3-3/4)	0.20	10/80	Polished Nickel	BP55317PN
								Satin Nickel	BP55317G10
								Aged Pewter	BP55317AP
								Golden Champagne	BP55317BBZ
								Caramel Bronze	BP55317CBZ
								Dark Oiled Bronze	BP55317DOB
Black Bronze	BP55317BBR								
168 (6-5/8)	16 (5/8)	32 (1-1/4)	32 (1-1/4)	14 (9/16)	128 (5-1/16)	0.30	10/80	Polished Nickel	BP55319PN
								Satin Nickel	BP55319G10
								Aged Pewter	BP55319AP
								Golden Champagne	BP55319BBZ
								Caramel Bronze	BP55319CBZ
								A Dark Oiled Bronze	BP55319DOB
Black Bronze	BP55319BBR								
217 (8-9/16)	17 (11/16)	33 (1-5/16)	41 (1-5/8)	16 (5/8)	160 (6-5/16)	0.40	10/80	Polished Nickel	BP55321PN
								Satin Nickel	BP55321G10
								Aged Pewter	BP55321AP
								Golden Champagne	BP55321BBZ
								Caramel Bronze	BP55321CBZ
								Dark Oiled Bronze	BP55321DOB
Black Bronze	BP55321BBR								

55316

55317

55319

55321

Base Material: Zinc
Hardware Included: #8-32 x 1in Truss Head Machine Screw(s)
ADA-Friendly: C (center) 96mm(3-3/4in) and longer
This collection is also found on pages 62 and 64.


HIGHLAND RIDGE



APPLIANCE PULLS



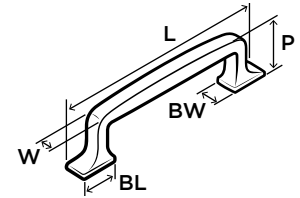
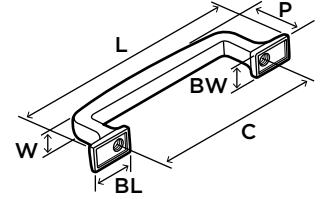
A
55322



B
55323

LEGEND

L	Length	BL	Base Length
W	Width	BW	Base Length
P	Projection	C	Center



	L mm(in)	W mm(in)	P mm(in)	BL mm(in)	BW mm(in)	C mm(in)	Wt lbs	Shelf/ Master Pk pcs	Finish	Part No.
55322	265 (10-7/16)	22 (7/8)	41 (1-5/8)	49 (1-15/16)	21 (13/16)	203 (8)	0.71	10/—	Polished Nickel	BP55322PN
									Satin Nickel	BP55322G10
									Aged Pewter	BP55322AP
									Golden Champagne	BP55322BBZ
									Caramel Bronze	BP55322CBZ
									A Dark Oiled Bronze	BP55322DOB
									Black Bronze	BP55322BBR
55323	389 (15-5/16)	25 (1)	46 (1-13/16)	62 (2-7/16)	25 (1)	305 (12)	1.40	10/—	Polished Nickel	BP55323PN
									Satin Nickel	BP55323G10
									Aged Pewter	BP55323AP
									Golden Champagne	BP55323BBZ
									Caramel Bronze	BP55323CBZ
									B Dark Oiled Bronze	BP55323DOB
									Black Bronze	BP55323BBR
55324	530 (20-7/8)	27 (1-1/16)	49 (1-15/16)	60 (2-3/8)	25 (1)	457 (18)	2.14	10/—	Polished Nickel	BP55324PN
									Satin Nickel	BP55324G10
									Aged Pewter	BP55324AP
									Golden Champagne	BP55324BBZ
									Caramel Bronze	BP55324CBZ
									Dark Oiled Bronze	BP55324DOB
									Black Bronze	BP55324BBR

Base Material: Zinc

Hardware Included: #10-24 x 3/4in Truss Head Machine Screw; #10-24 x 1in Truss Head Machine Screw;

#10-24 x 1-1/4in Truss Head Machine Screw; #10-24 x 1-1/2in Truss Head Machine Screw; #10-24 x 1-3/4in Truss Head Machine Screw

ADA-Friendly: All Appliance Pulls

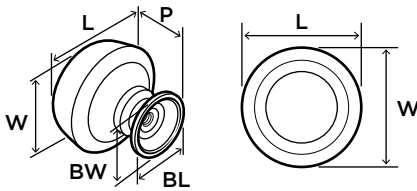
This collection is also found on pages 62-63.

LEGEND			
L	Length	BL	Base Length
W	Width	BW	Base Length
P	Projection	C	Center



KANE™

KNOBS



L mm(in)	W mm(in)	P mm(in)	BL mm(in)	BW mm(in)	Wt lbs	Shelf/ Master Pk pcs	Finish	Part No.
30 (1-3/16)	30 (1-3/16)	30 (1-3/16)	17 (11/16)	17 (11/16)	0.14	25/200	Polished Nickel	BP53700PN
							Satin Nickel	BP53700G10
							A Weathered Nickel	BP53700WN
							Golden Champagne	BP53700BBZ
							C Oil-Rubbed Bronze	BP53700ORB
E Black Bronze	BP53700BBR							
41 (1-5/8)	41 (1-5/8)	38 (1-1/2)	25 (1)	25 (1)	0.37	10/80	Polished Nickel	BP538072PN
							Satin Nickel	BP538072G10
							B Weathered Nickel	BP538072WN
							Golden Champagne	BP538072BBZ
							D Oil-Rubbed Bronze	BP538072ORB
F Black Bronze	BP538072BBR							

53700

538072

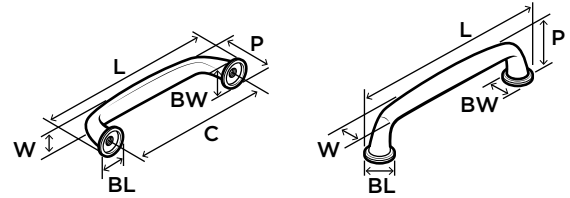
Base Material: Zinc
 Hardware Included: #8-32 x 1in Truss Head Machine Screw(s)
 This collection is also found on pages 66-68.

LEGEND

L	Length	BL	Base Length
W	Width	BW	Base Length
P	Projection	C	Center



A
53702



	L mm(in)	W mm(in)	P mm(in)	BL mm(in)	BW mm(in)	C mm(in)	Wt lbs	Shelf/ Master Pk pcs	Finish	Part No.
53701	92 (3-5/8)	14 (9/16)	29 (1-1/8)	16 (5/8)	16 (5/8)	76 (3)	0.11	25/200	Polished Nickel	BP53701PN
									Satin Nickel	BP53701G10
									Weathered Nickel	BP53701WN
									Golden Champagne	BP53701BBZ
									Oil-Rubbed Bronze	BP53701ORB
									Black Bronze	BP53701BBR
53702	113 (4-7/16)	14 (9/16)	29 (1-1/8)	16 (5/8)	16 (5/8)	96 (3-3/4)	0.17	25/200	Polished Nickel	BP53702PN
									Satin Nickel	BP53702G10
									Antique Silver	BP53702AS
									A Weathered Nickel	BP53702WN
									Golden Champagne	BP53702BBZ
									Gilded Bronze	BP53702GB
									Roman Bronze	BP53702RB
									Oil-Rubbed Bronze	BP53702ORB
									Black Bronze	BP53702BBR
									53802	144 (5-11/16)
Satin Nickel	BP53802G10									
Weathered Nickel	BP53802WN									
Golden Champagne	BP53802BBZ									
Oil-Rubbed Bronze	BP53802ORB									
Black Bronze	BP53802BBR									
53803	178 (7)	17 (11/16)	32 (1-1/4)	17 (11/16)	17 (11/16)	160 (6-5/16)	0.29	10/80	Polished Nickel	BP53803PN
									Satin Nickel	BP53803G10
									Weathered Nickel	BP53803WN
									Golden Champagne	BP53803BBZ
									Oil-Rubbed Bronze	BP53803ORB
									Black Bronze	BP53803BBR

Base Material: Zinc

Hardware Included: #8-32 x 1in Truss Head Machine Screw(s)

ADA-Friendly: C (center) 96mm(3-3/4in) and longer

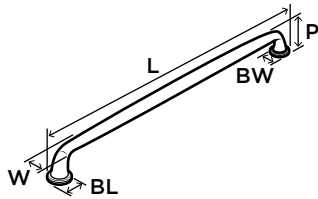
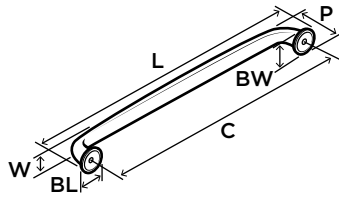
This collection is also found on pages 65 and 67-68.

LEGEND			
L	Length	BL	Base Length
W	Width	BW	Base Length
P	Projection	C	Center



KANE™

APPLIANCE PULLS



A
53804



B
53805

L mm(in)	W mm(in)	P mm(in)	BL mm(in)	BW mm(in)	C mm(in)	Wt lbs	Shelf/ Master Pk pcs	Finish	Part No.
225 (8-7/8)	22 (7/8)	41 (1-5/8)	22 (7/8)	22 (7/8)	203 (8)	0.52	10/—	Polished Nickel	BP53804PN
								Satin Nickel	BP53804G10
								A Weathered Nickel	BP53804WN
								Golden Champagne	BP53804BBZ
								Oil-Rubbed Bronze	BP53804ORB
								Black Bronze	BP53804BBR
329 (12-15/16)	25 (1)	43 (1-11/16)	25 (1)	25 (1)	305 (12)	0.94	10/—	Polished Nickel	BP53805PN
								Satin Nickel	BP53805G10
								B Weathered Nickel	BP53805WN
								Golden Champagne	BP53805BBZ
								Oil-Rubbed Bronze	BP53805ORB
								Black Bronze	BP53805BBR
489 (19-1/4)	32 (1-1/4)	46 (1-13/16)	32 (1-1/4)	32 (1-1/4)	457 (18)	1.95	10/—	Polished Nickel	BP53806PN
								Satin Nickel	BP53806G10
								Weathered Nickel	BP53806WN
								Golden Champagne	BP53806BBZ
								Oil-Rubbed Bronze	BP53806ORB
								Black Bronze	BP53806BBR

53804

53805

53806

Base Material: Zinc

Hardware Included: #10-24 x 3/4in Truss Head Machine Screw; #10-24 x 1in Truss Head Machine Screw;

#10-24 x 1-1/4in Truss Head Machine Screw; #10-24 x 1-1/2in Truss Head Machine Screw; #10-24 x 1-3/4in Truss Head Machine Screw

ADA-Friendly: All Appliance Pulls

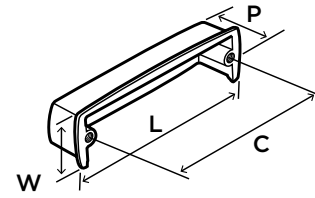
This collection is also found on pages 65-66 and 68.

KANE™



CUP PULLS

LEGEND			
L	Length	BL	Base Length
W	Width	BW	Base Length
P	Projection	C	Center



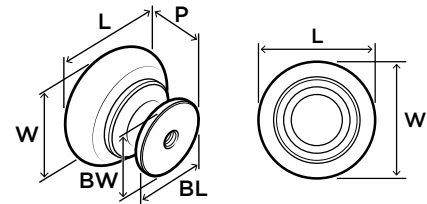
53801

L mm(in)	W mm(in)	P mm(in)	BL mm(in)	BW mm(in)	C mm(in)	Wt lbs	Shelf/ Master Pk pcs	Finish	Part No.
111 (4-3/8)	33 (1-5/16)	25 (1)	111 (4-3/8)	33 (1-5/16)	96 (3-3/4)	0.25	25/100	Polished Nickel	BP53801PN
								Satin Nickel	BP53801G10
								A Weathered Nickel	BP53801WN
								Golden Champagne	BP53801BBZ
								Oil-Rubbed Bronze	BP53801ORB
								Black Bronze	BP53801BBR

Base Material: Zinc
Hardware Included: #8-32 x 1in Truss Head Machine Screw(s)
 This collection is also found on pages 65-67.

INSPIRATIONS™

KNOBS



4258

L mm(in)	W mm(in)	P mm(in)	BL mm(in)	BW mm(in)	Wt lbs	Shelf/ Master Pk pcs	Finish	Part No.
30 (1-3/16)	30 (1-3/16)	27 (1-1/16)	19 (3/4)	19 (3/4)	0.19	25/200	A Satin Nickel	BP4258G10
							B Weathered Nickel	BP4258WN

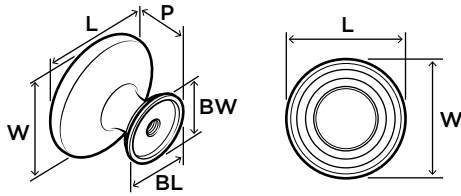
Base Material: Solid Brass
Hardware Included: #8-32 x 1in Truss Head Machine Screw(s)
 This collection is also found on pages 69-71.

LEGEND			
L	Length	BL	Base Length
W	Width	BW	Base Length
P	Projection	C	Center



INSPIRATIONS™

KNOBS



L mm(in)	W mm(in)	P mm(in)	BL mm(in)	BW mm(in)	Wt lbs	Shelf/ Master Pk pcs	Finish	Part No.
33 (1-5/16)	33 (1-5/16)	25 (1)	19 (3/4)	19 (3/4)	0.12	25/200	A Satin Nickel	BP1586G10
						25/200	C Weathered Nickel	BP1586WN
						10/120	Caramel Bronze	BP1586CBZ
						25/200	E Oil-Rubbed Bronze	BP1586ORB
						25/200	Flat Black	BP1586FB
44 (1-3/4)	44 (1-3/4)	33 (1-5/16)	25 (1)	25 (1)	0.28	10/80	B Satin Nickel	BP15862G10
							D Weathered Nickel	BP15862WN
							Caramel Bronze	BP15862CBZ
							F Oil-Rubbed Bronze	BP15862ORB
							Flat Black	BP15862FB

1586

15862

Base Material: Zinc
Hardware Included: #8-32 x 1in Truss Head Machine Screw(s)
 This collection is also found on pages 68 and 70-71.

INSPIRATIONS™



KNOBS

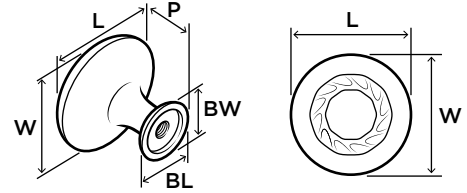
LEGEND			
L	Length	BL	Base Length
W	Width	BW	Base Length
P	Projection	C	Center



A
1585



B
1585



1585

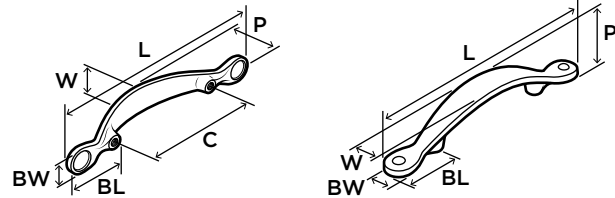
L mm(in)	W mm(in)	P mm(in)	BL mm(in)	BW mm(in)	Wt lbs	Shelf/ Master Pk pcs	Finish	Part No.
32 (1-1/4)	32 (1-1/4)	27 (1-1/16)	16 (5/8)	16 (5/8)	0.09	25/200	A Satin Nickel	BP1585G10
							B Weathered Nickel	BP1585WN
							Oil-Rubbed Bronze	BP1585ORB
							Wrought Iron Dark	BP1585WID
							Flat Black	BP1585FB

Base Material: Zinc
Hardware Included: #8-32 x 1in Truss Head Machine Screw(s)

PULLS



A
1590



1590

L mm(in)	W mm(in)	P mm(in)	BL mm(in)	BW mm(in)	C mm(in)	Wt lbs	Shelf/ Master Pk pcs	Finish	Part No.
140 (5-1/2)	17 (11/16)	25 (1)	37 (1-7/16)	16 (5/8)	76 (3)	0.18	25/200	A Satin Nickel	BP1590G10
							25/200	Weathered Nickel	BP1590WN
							10/120	Caramel Bronze	BP1590CBZ
							25/200	Oil-Rubbed Bronze	BP1590ORB
							25/200	Flat Black	BP1590FB

1587

159 (6-1/4)	17 (11/16)	27 (1-1/16)	35 (1-3/8)	14 (9/16)	96 (3-3/4)	0.19	25/200	Satin Nickel	BP1587G10
							25/200	Weathered Nickel	BP1587WN
							10/80	Caramel Bronze	BP1587CBZ
							25/200	Oil-Rubbed Bronze	BP1587ORB
							25/200	Flat Black	BP1587FB

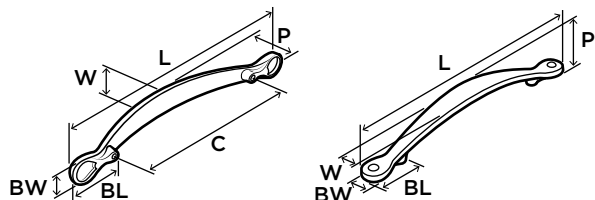
Base Material: Zinc
Hardware Included: #8-32 x 1in Truss Head Machine Screw(s)
ADA-Friendly: C (center) 96mm(3-3/4in) and longer
This collection is also found on pages 68-69 and 71.

LEGEND			
L	Length	BL	Base Length
W	Width	BW	Base Length
P	Projection	C	Center



INSPIRATIONS™

PULLS



A
1588

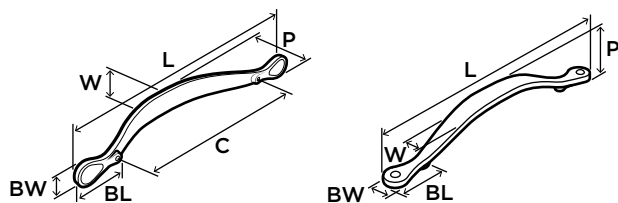
L mm(in)	W mm(in)	P mm(in)	BL mm(in)	BW mm(in)	C mm(in)	Wt lbs	Shelf/ Master Pk pcs	Finish	Part No.
191 (7-1/2)	19 (3/4)	29 (1-1/8)	35 (1-3/8)	17 (11/16)	128 (5-1/16)	0.26	10/80	A Satin Nickel	BP1588G10
								Weathered Nickel	BP1588WN
								Caramel Bronze	BP1588CBZ
								Oil-Rubbed Bronze	BP1588ORB
								Flat Black	BP1588FB
219 (8-5/8)	19 (3/4)	30 (1-3/16)	33 (1-5/16)	17 (11/16)	160 (6-5/16)	0.28	10/80	Satin Nickel	BP1589G10
								Weathered Nickel	BP1589WN
								Caramel Bronze	BP1589CBZ
								Oil-Rubbed Bronze	BP1589ORB
								Flat Black	BP1589FB

1588

1589

Base Material: Zinc
Hardware Included: #8-32 x 1in Truss Head Machine Screw(s)
ADA-Friendly: C (center) 128mm(5-1/16in) and longer

APPLIANCE PULLS



A
54001

L mm(in)	W mm(in)	P mm(in)	BL mm(in)	BW mm(in)	C mm(in)	Wt lbs	Shelf/ Master Pk pcs	Finish	Part No.
297 (11-11/16)	25 (1)	41 (1-5/8)	52 (2-1/16)	25 (1)	203 (8)	1.10	10/—	A Satin Nickel	BP54001G10
								Weathered Nickel	BP54001WN
								Caramel Bronze	BP54001CBZ
								Oil-Rubbed Bronze	BP54001ORB
								Flat Black	BP54001FB

54001

Base Material: Zinc
Hardware Included: #10-24 x 3/4in Truss Head Machine Screw; #10-24 x 1in Truss Head Machine Screw;
#10-24 x 1-1/4in Truss Head Machine Screw; #10-24 x 1-1/2in Truss Head Machine Screw; #10-24 x 1-3/4in Truss Head Machine Screw
ADA-Friendly: Appliance Pull
This collection is also found on pages 68-70.

CRAWFORD



KNOBS

LEGEND

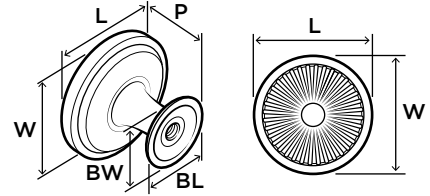
L	Length	BL	Base Length
W	Width	BW	Base Width
P	Projection	C	Center



A
36613



B
36616



	L mm(in)	W mm(in)	P mm(in)	BL mm(in)	BW mm(in)	Wt lbs	Shelf/ Master Pk pcs	Finish	Part No.
36613	35 (1-3/8)	35 (1-3/8)	30 (1-3/16)	19 (3/4)	19 (3/4)	0.14	25/200	Satin Nickel	BP36613G10
								A Golden Champagne	BP36613BBZ
								Oil-Rubbed Bronze	BP36613ORB
36616	44 (1-3/4)	44 (1-3/4)	35 (1-3/8)	22 (7/8)	22 (7/8)	0.25	10/80	Satin Nickel	BP36616G10
								B Golden Champagne	BP36616BBZ
								Oil-Rubbed Bronze	BP36616ORB

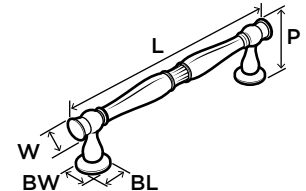
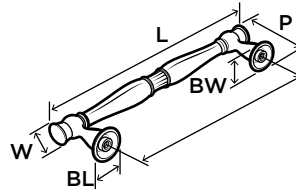
Base Material: Zinc

Hardware Included: #8-32 x 1in Truss Head Machine Screw(s)

PULLS



A
36594



	L mm(in)	W mm(in)	P mm(in)	BL mm(in)	BW mm(in)	C mm(in)	Wt lbs	Shelf/ Master Pk pcs	Finish	Part No.
36593	119 (4-11/16)	11 (7/16)	35 (1-3/8)	17 (11/16)	17 (11/16)	96 (3-3/4)	0.18	25/200	Satin Nickel	BP36593G10
									Golden Champagne	BP36593BBZ
									Oil-Rubbed Bronze	BP36593ORB
36594	154 (6-1/16)	13 (1/2)	37 (1-7/16)	19 (3/4)	19 (3/4)	128 (5-1/16)	0.27	10/80	Satin Nickel	BP36594G10
									A Golden Champagne	BP36594BBZ
									Oil-Rubbed Bronze	BP36594ORB
36595	187 (7-3/8)	14 (9/16)	41 (1-5/8)	22 (7/8)	22 (7/8)	160 (6-5/16)	0.40	10/80	Satin Nickel	BP36595G10
									Golden Champagne	BP36595BBZ
									Oil-Rubbed Bronze	BP36595ORB

Base Material: Zinc

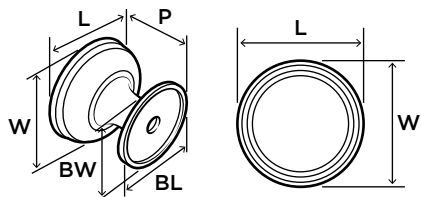
Hardware Included: #8-32 x 1in Truss Head Machine Screw(s)

LEGEND			
L	Length	BL	Base Length
W	Width	BW	Base Length
P	Projection	C	Center



REVITALIZE

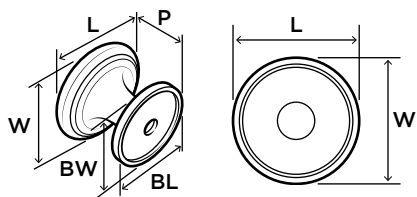
KNOBS



L mm(in)	W mm(in)	P mm(in)	BL mm(in)	BW mm(in)	Wt lbs	Shelf/ Master Pk pcs	Finish	Part No.
32 (1-1/4)	32 (1-1/4)	32 (1-1/4)	27 (1-1/16)	27 (1-1/16)	0.17	25/200	Polished Nickel	BP55342PN
						25/200	A Satin Nickel	BP55342G10
						25/200	Golden Champagne	BP55342BBZ
						25/200	Gilded Bronze	BP55342GB
						10/120	Caramel Bronze	BP55342CBZ
						10/120	Venetian Bronze	BP55342VB
						25/200	B Oil-Rubbed Bronze	BP55342ORB
						25/200	Gunmetal	BP55342GM
						25/200	Black Bronze	BP55342BBR

55342

Base Material: Zinc
Hardware Included: #8-32 x 1in Truss Head Machine Screw(s)



L mm(in)	W mm(in)	P mm(in)	BL mm(in)	BW mm(in)	Wt lbs	Shelf/ Master Pk pcs	Finish	Part No.
32 (1-1/4)	32 (1-1/4)	32 (1-1/4)	27 (1-1/16)	27 (1-1/16)	0.15	25/200	Polished Nickel	BP55341PN
						25/200	A Satin Nickel	BP55341G10
						25/200	Gilded Bronze	BP55341GB
						10/120	Caramel Bronze	BP55341CBZ
						10/120	Venetian Bronze	BP55341VB
						25/200	B Oil-Rubbed Bronze	BP55341ORB
						25/200	Gunmetal	BP55341GM
						25/200	Black Bronze	BP55341BBR

55341

Base Material: Zinc
Hardware Included: #8-32 x 1in Truss Head Machine Screw(s)

REVITALIZE



KNOB

LEGEND

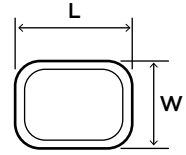
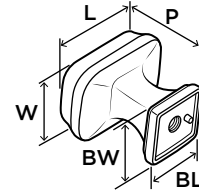
L	Length	BL	Base Length
W	Width	BW	Base Width
P	Projection	C	Center



A
55340



B
55340



L mm(in)	W mm(in)	P mm(in)	BL mm(in)	BW mm(in)	Wt lbs	Shelf/ Master Pk pcs	Finish	Part No.
32 (1-1/4)	22 (7/8)	30 (1-3/16)	17 (11/16)	17 (11/16)	0.13	25/200	Polished Nickel	BP55340PN
						25/200	A Satin Nickel	BP55340G10
						25/200	Golden Champagne	BP55340BBZ
						25/200	Gilded Bronze	BP55340GB
						10/120	Caramel Bronze	BP55340CBZ
						10/120	Venetian Bronze	BP55340VB
						25/200	B Oil-Rubbed Bronze	BP55340ORB
						25/200	Gunmetal	BP55340GM
						25/200	Black Bronze	BP55340BBR

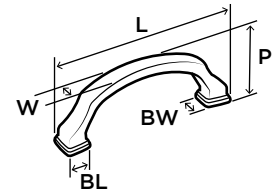
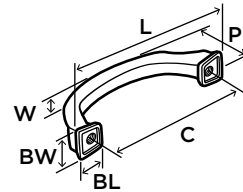
Base Material: Zinc

Hardware Included: #8-32 x 1in Truss Head Machine Screw(s)

PULLS



A
55343



L mm(in)	W mm(in)	P mm(in)	BL mm(in)	BW mm(in)	C mm(in)	Wt lbs	Shelf/ Master Pk pcs	Finish	Part No.
94 (3-11/16)	10 (3/8)	35 (1-3/8)	14 (9/16)	14 (9/16)	76 (3)	0.14	25/200	Polished Nickel	BP55343PN
							25/200	Satin Nickel	BP55343G10
							25/200	Golden Champagne	BP55343BBZ
							25/200	Gilded Bronze	BP55343GB
							10/120	Caramel Bronze	BP55343CBZ
							10/120	Venetian Bronze	BP55343VB
							25/200	A Oil-Rubbed Bronze	BP55343ORB
							25/200	Gunmetal	BP55343GM
							25/200	Black Bronze	BP55343BBR

Base Material: Zinc

Hardware Included: #8-32 x 1in Truss Head Machine Screw(s)

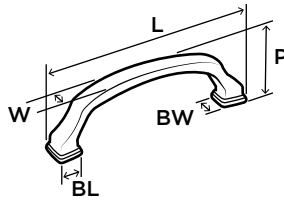
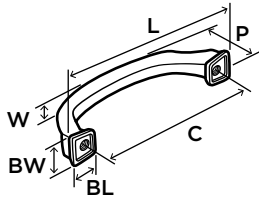
This collection is also found on pages 75-76.

LEGEND			
L	Length	BL	Base Length
W	Width	BW	Base Length
P	Projection	C	Center



REVITALIZE

PULLS



A
55344



B
55346

L mm(in)	W mm(in)	P mm(in)	BL mm(in)	BW mm(in)	C mm(in)	Wt lbs	Shelf/ Master Pk pcs	Finish	Part No.
110 (4-5/16)	10 (3/8)	37 (1-7/16)	14 (9/16)	16 (5/8)	96 (3-3/4)	0.16	25/200	Polished Nickel	BP55344PN
							25/200	Satin Nickel	BP55344G10
							25/200	Golden Champagne	BP55344BBZ
							25/200	Gilded Bronze	BP55344GB
							10/80	Caramel Bronze	BP55344CBZ
							10/80	Venetian Bronze	BP55344VB
							25/200	A Oil-Rubbed Bronze	BP55344ORB
							25/200	Gunmetal	BP55344GM
							25/200	Black Bronze	BP55344BBR
							143 (5-5/8)	11 (7/16)	40 (1-9/16)
Satin Nickel	BP55346G10								
Golden Champagne	BP55346BBZ								
Gilded Bronze	BP55346GB								
Caramel Bronze	BP55346CBZ								
Venetian Bronze	BP55346VB								
B Oil-Rubbed Bronze	BP55346ORB								
Gunmetal	BP55346GM								
Black Bronze	BP55346BBR								
173 (6-13/16)	13 (1/2)	41 (1-5/8)	17 (11/16)	19 (3/4)	160 (6-5/16)	0.30			
							Satin Nickel	BP55347G10	
							Golden Champagne	BP55347BBZ	
							Gilded Bronze	BP55347GB	
							Caramel Bronze	BP55347CBZ	
							Venetian Bronze	BP55347VB	
							Oil-Rubbed Bronze	BP55347ORB	
							Gunmetal	BP55347GM	
							Black Bronze	BP55347BBR	

55344

55346

55347

Base Material: Zinc
Hardware Included: #8-32 x 1in Truss Head Machine Screw(s)
ADA-Friendly: C (center) 96mm(3-3/4in) and longer
This collection is also found on pages 74 and 76.


REVITALIZE



APPLIANCE PULLS



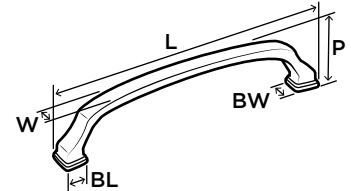
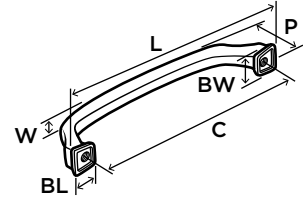
A
55348



B
55349

LEGEND

L	Length	BL	Base Length
W	Width	BW	Base Length
P	Projection	C	Center



	L mm(in)	W mm(in)	P mm(in)	BL mm(in)	BW mm(in)	C mm(in)	Wt lbs	Shelf/ Master Pk pcs	Finish	Part No.
55348	224 (8-13/16)	25 (1)	54 (2-1/8)	24 (15/16)	25 (1)	203 (8)	0.77	10/—	Polished Nickel	BP55348PN
									Satin Nickel	BP55348G10
									Golden Champagne	BP55348BBZ
									Gilded Bronze	BP55348GB
									Caramel Bronze	BP55348CBZ
									Venetian Bronze	BP55348VB
									A Oil-Rubbed Bronze	BP55348ORB
Black Bronze	BP55348BBR									
55349	327 (12-7/8)	29 (1-1/8)	57 (2-1/4)	27 (1-1/16)	29 (1-1/8)	305 (12)	1.27	10/—	Polished Nickel	BP55349PN
									Satin Nickel	BP55349G10
									Golden Champagne	BP55349BBZ
									Gilded Bronze	BP55349GB
									Caramel Bronze	BP55349CBZ
									Venetian Bronze	BP55349VB
									B Oil-Rubbed Bronze	BP55349ORB
Black Bronze	BP55349BBR									
55350	479 (18-7/8)	30 (1-3/16)	57 (2-1/4)	29 (1-1/8)	30 (1-3/16)	457 (18)	2.23	10/—	Polished Nickel	BP55350PN
									Satin Nickel	BP55350G10
									Golden Champagne	BP55350BBZ
									Gilded Bronze	BP55350GB
									Caramel Bronze	BP55350CBZ
									Venetian Bronze	BP55350VB
									Oil-Rubbed Bronze	BP55350ORB
Black Bronze	BP55350BBR									

Base Material: Zinc

Hardware Included: #10-24 x 3/4in Truss Head Machine Screw; #10-24 x 1in Truss Head Machine Screw;

#10-24 x 1-1/4in Truss Head Machine Screw; #10-24 x 1-1/2in Truss Head Machine Screw; #10-24 x 1-3/4in Truss Head Machine Screw

ADA-Friendly: All Appliance Pulls

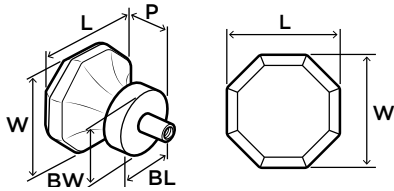
This collection is also found on pages 74-75.

LEGEND			
L	Length	BL	Base Length
W	Width	BW	Base Length
P	Projection	C	Center



TRADITIONAL CLASSICS

KNOBS

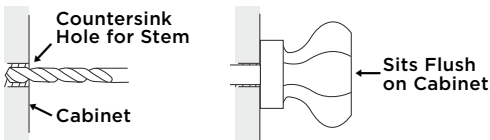


L mm(in)	W mm(in)	P mm(in)	BL mm(in)	BW mm(in)	Wt lbs	Shelf/ Master Pk pcs	Finish	Part No.
33 (1-5/16)	33 (1-5/16)	29 (1-1/8)	21 (13/16)	21 (13/16)	0.10	10/120	A Clear/ Polished Nickel	BP55268CPN
							B Clear/ Satin Nickel	BP55268CG10
							C Clear/ Golden Champagne	BP55268CBBZ
							D Clear/ Gilded Bronze	BP55268CGB
							E Clear/ Oil-Rubbed Bronze	BP55268CORB
							F Clear/ Black Bronze	BP55268CBBR

55268

Base Material: Zinc/Tempered Glass

Hardware Included: #8-32 x 1in Truss Head Machine Screw(s)



How To Install Our Knobs That Have A "Stem"

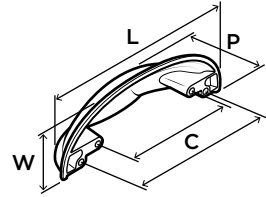
The stem on the back of the knob must be countersunk so that the knob lies flush with the cabinet surface. For full details on how to drill holes and mount hardware, see Amerock.com for Traditional Classics knob installation instructions. Due to varying cabinet thickness, you may need to purchase longer screws.

ASHBY



CUP PULLS

LEGEND			
L	Length	BL	Base Length
W	Width	BW	Base Length
P	Projection	C	Center



L mm(in)	W mm(in)	P mm(in)	BL mm(in)	BW mm(in)	C mm(in)	Wt lbs	Shelf/ Master Pk pcs	Finish	Part No.
36640 129 (5-1/16)	44 (1-3/4)	35 (1-3/8)	129 (5-1/16)	44 (1-3/4)	76 & 102 (3 & 4)	0.39	10/80	A Polished Nickel	BP36640PN
								B Satin Nickel	BP36640G10
								Weathered Nickel	BP36640WN
								C Golden Champagne	BP36640BBZ
								D Oil-Rubbed Bronze	BP36640ORB
Gunmetal	BP36640GM								

Base Material: Zinc

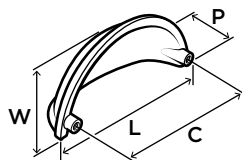
Hardware Included: #8-32 x 1in Truss Head Machine Screw(s)

LEGEND			
L	Length	BL	Base Length
W	Width	BW	Base Length
P	Projection	C	Center



CUP PULLS

CUP PULLS



L mm(in)	W mm(in)	P mm(in)	BL mm(in)	BW mm(in)	C mm(in)	Wt lbs	Shelf/ Master Pk pcs	Finish	Part No.
87 (3-7/16)	41 (1-5/8)	25 (1)	87 (3-7/16)	41 (1-5/8)	76(3)	0.16	25/100	Polished Chrome	BP5301026
								Polished Nickel	BP53010PN
								A Satin Nickel	BP53010G10
								Antique Silver	BP53010AS
								Golden Champagne	BP53010BBZ
								Elegant Brass	BP53010EB
								Burnished Brass	BP53010BB
								Roman Bronze	BP53010RB
								B Oil-Rubbed Bronze	BP53010ORB
								Gunmetal	BP53010GM
								Black Nickel	BP53010BN
								C Flat Black	BP53010FB

53010

Base Material: Zinc

Hardware Included: #8-32 x 1in Truss Head Machine Screw(s)



How To Install Our Cup Pulls That Have A "Stem"

The stem on the back of the cup pull must be countersunk so that the cup pull lies flush with the cabinet surface. For full details on how to drill holes and mount hardware, see Amerock.com for cup pull installation instructions. Due to varying cabinet thickness, you may need to purchase longer screws.

CUP PULLS



CUP PULLS

LEGEND

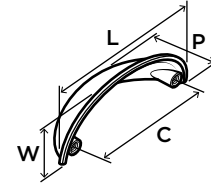
L	Length	BL	Base Length
W	Width	BW	Base Width
P	Projection	C	Center



A
53019



B
53019



53019

L mm(in)	W mm(in)	P mm(in)	BL mm(in)	BW mm(in)	C mm(in)	Wt lbs	Shelf/ Master Pkg pcs	Finish	Part No.
81 (3-3/16)	29 (1-1/8)	27 (1-1/16)	81 (3-3/16)	29 (1-1/8)	64 (2-1/2)	0.10	25/200	A Satin Nickel	BP53019G10
								Weathered Nickel	BP53019WN
								B Polished Brass	BP530193
								Burnished Brass	BP53019BB
								Wrought Iron	BP53019WI
								Flat Black	BP53019FB

Base Material: Zinc

Hardware Included: #8-32 x 1in Truss Head Machine Screw(s)

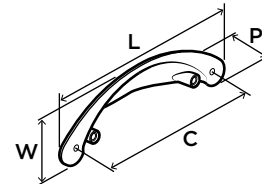
This collection is also found on pages XX and XX.



A
9365



B
9365



9365

L mm(in)	W mm(in)	P mm(in)	BL mm(in)	BW mm(in)	C mm(in)	Wt lbs	Shelf/ Master Pkg pcs	Finish	Part No.
103 (4-1/16)	32 (1-1/4)	25 (1)	103 (4-1/16)	32 (1-1/4)	64 (2-1/2)	0.09	10/80	A Satin Nickel	BP9365G10
								B Oil-Rubbed Bronze	BP9365ORB

Base Material: Zinc

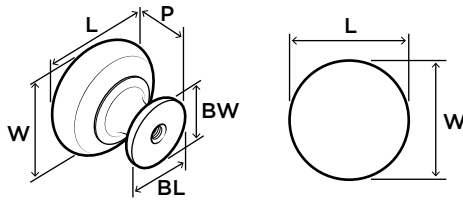
Hardware Included: #8-32 x 1in Truss Head Machine Screw(s)

LEGEND			
L	Length	BL	Base Length
W	Width	BW	Base Length
P	Projection	C	Center



BRASS CLASSICS

KNOBS



L mm(in)	W mm(in)	P mm(in)	BL mm(in)	BW mm(in)	Wt lbs	Shelf/ Master Pk pcs	Finish	Part No.
32 (1-1/4)	32 (1-1/4)	29 (1-1/8)	17 (11/16)	17 (11/16)	0.21	10/120	Polished Chrome	BP195026
							A Satin Nickel	BP1950G10
							Brushed Chrome	BP195026D
							Polished Brass	BP1950B
							Antique English	BP1950AE
							B Oil-Rubbed Bronze	BP1950ORB
Black Nickel	BP1950BNB							
32 (1-1/4)	32 (1-1/4)	29 (1-1/8)	17 (11/16)	17 (11/16)	0.08	25/200	Polished Chrome	BP1950H26*
							Satin Nickel	BP1950HG10*
							Brushed Chrome	BP1950H26D*
							Black Nickel	BP1950HBNB*

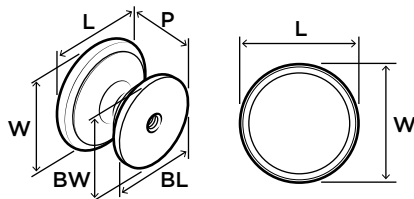
1950

1950H

Base Material: Brass

Hardware Included: #8-32 x 1in Truss Head Machine Screw(s)

*Items containing an "H" in the product number are hollow brass while all others are solid brass.



L mm(in)	W mm(in)	P mm(in)	BL mm(in)	BW mm(in)	Wt lbs	Shelf/ Master Pk pcs	Finish	Part No.
32 (1-1/4)	32 (1-1/4)	25 (1)	25 (1)	25 (1)	0.18	10/120	A Satin Nickel	BP1466G10
							Weathered Nickel	BP1466WN
							B Oil-Rubbed Bronze	BP1466ORB
							Wrought Iron Dark	BP1466WID

1466

Base Material: Brass

Hardware Included: #8-32 x 1in Truss Head Machine Screw(s)

GRANBY



PULLS

LEGEND

L	Length	BL	Base Length
W	Width	BW	Base Length
P	Projection	C	Center



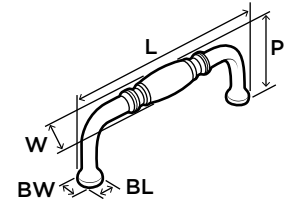
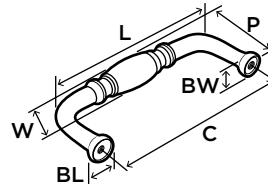
A
53013



B
55243



C
55244



	L mm(in)	W mm(in)	P mm(in)	BL mm(in)	BW mm(in)	C mm(in)	Wt lbs	Shelf/ Master Pk pcs	Finish	Part No.
53013	86 (3-3/8)	14 (9/16)	33 (1-5/16)	10 (3/8)	10 (3/8)	76 (3)	0.11	25/200	Polished Chrome	BP5301326
									Polished Nickel	BP53013PN
									Satin Nickel	BP53013G10
									A Oil-Rubbed Bronze	BP53013ORB
									Black Nickel	BP53013BN
									Flat Black	BP53013FB
55243	106 (4-3/16)	16 (5/8)	37 (1-7/16)	11 (7/16)	11 (7/16)	96 (3-3/4)	0.16	25/200	Polished Nickel	BP55243PN
									Satin Nickel	BP55243G10
									B Oil-Rubbed Bronze	BP55243ORB
55244	141 (5-9/16)	19 (3/4)	40 (1-9/16)	13 (1/2)	13 (1/2)	128 (5-1/16)	0.26	10/80	Polished Nickel	BP55244PN
									Satin Nickel	BP55244G10
									C Oil-Rubbed Bronze	BP55244ORB
55245	175 (6-7/8)	22 (7/8)	44 (1-3/4)	16 (5/8)	16 (5/8)	160 (6-5/16)	0.45	10/80	Polished Nickel	BP55245PN
									Satin Nickel	BP55245G10
									Oil-Rubbed Bronze	BP55245ORB

Base Material: Zinc

Hardware Included: #8-32 x 1in Truss Head Machine Screw(s)

ADA-Friendly: C (center) 96mm(3-3/4in) and longer

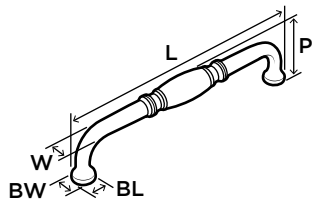
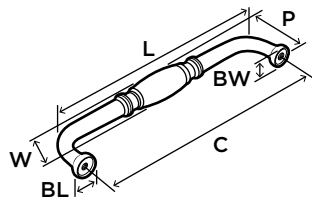
This collection is also found on page 83.

LEGEND			
L	Length	BL	Base Length
W	Width	BW	Base Length
P	Projection	C	Center



GRANBY

APPLIANCE PULLS



A
55246



B
55247



C
55248

L mm(in)	W mm(in)	P mm(in)	BL mm(in)	BW mm(in)	C mm(in)	Wt lbs	Shelf/ Master Pk pcs	Finish	Part No.
221 (8-11/16)	22 (7/8)	51 (2)	17 (11/16)	17 (11/16)	203 (8)	0.90	10/—	Satin Nickel	BP55246G10
								A Oil-Rubbed Bronze	BP55246ORB
324 (12-3/4)	25 (1)	56 (2-3/16)	21 (13/16)	21 (13/16)	305 (12)	1.22	10/—	Satin Nickel	BP55247G10
								B Oil-Rubbed Bronze	BP55247ORB
481 (18-15/16)	30 (1-3/16)	60 (2-3/8)	24 (15/16)	24 (15/16)	457 (18)	2.47	10/—	Satin Nickel	BP55248G10
								C Oil-Rubbed Bronze	BP55248ORB

55246

55247

55248

Base Material: Zinc

Hardware Included: #10-24 x 3/4in Truss Head Machine Screw; #10-24 x 1in Truss Head Machine Screw;

#10-24 x 1-1/4in Truss Head Machine Screw; #10-24 x 1-1/2in Truss Head Machine Screw; #10-24 x 1-3/4in Truss Head Machine Screw

ADA-Friendly: All Appliance Pulls

This collection is also found on page 82.

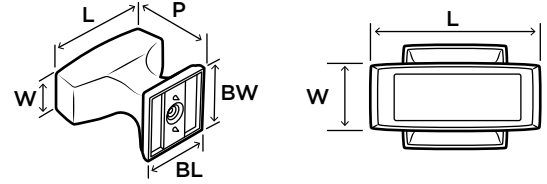
MULHOLLAND™



KNOBS

LEGEND

L	Length	BL	Base Length
W	Width	BW	Base Width
P	Projection	C	Center



	L mm(in)	W mm(in)	P mm(in)	BL mm(in)	BW mm(in)	Wt lbs	Shelf/ Master Pk pcs	Finish	Part No.
53029	32 (1-1/4)	21 (13/16)	30 (1-3/16)	19 (3/4)	19 (3/4)	0.11	25/200	Polished Nickel	BP53029PN
							25/200	A Satin Nickel	BP53029G10
							25/200	C Golden Champagne	BP53029BBZ
							25/200	Gilded Bronze	BP53029GB
							10/120	Venetian Bronze	BP53029VB
							25/200	E Oil-Rubbed Bronze	BP53029ORB
							25/200	Gunmetal	BP53029GM
							25/200	Black Bronze	BP53029BBR
535342	38 (1-1/2)	21 (13/16)	30 (1-3/16)	19 (3/4)	19 (3/4)	0.15	10/120	Polished Nickel	BP535342PN
								B Satin Nickel	BP535342G10
								D Golden Champagne	BP535342BBZ
								Gilded Bronze	BP535342GB
								Venetian Bronze	BP535342VB
								F Oil-Rubbed Bronze	BP535342ORB
								Gunmetal	BP535342GM
								Black Bronze	BP535342BBR

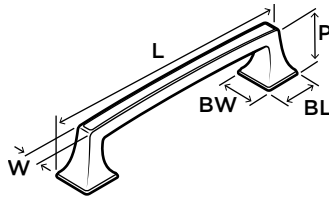
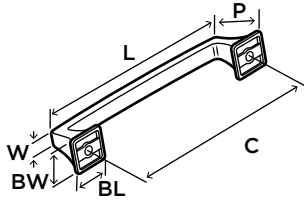
Base Material: Zinc
Hardware Included: #8-32 x 1in Truss Head Machine Screw(s)
 This collection is also found on pages 85-86.

LEGEND			
L	Length	BL	Base Length
W	Width	BW	Base Length
P	Projection	C	Center



MULHOLLAND™

PULLS



L mm(in)	W mm(in)	P mm(in)	BL mm(in)	BW mm(in)	C mm(in)	Wt lbs	Shelf/ Master Pk pcs	Finish	Part No.
95 (3-3/4)	8 (5/16)	27 (1-1/16)	17 (11/16)	17 (11/16)	76 (3)	0.14	25/200	Polished Nickel	BP53030PN
							25/200	Satin Nickel	BP53030G10
							25/200	Golden Champagne	BP53030BBZ
							25/200	Gilded Bronze	BP53030GB
							10/120	Venetian Bronze	BP53030VB
							25/200	Oil-Rubbed Bronze	BP53030ORB
							25/200	Gunmetal	BP53030GM
25/200	Black Bronze	BP53030BRR							
116 (4-9/16)	10 (3/8)	29 (1-1/8)	21 (13/16)	21 (13/16)	96 (3-3/4)	0.20	25/100	Polished Nickel	BP53031PN
							25/100	Satin Nickel	BP53031G10
							25/100	Golden Champagne	BP53031BBZ
							25/100	Gilded Bronze	BP53031GB
							10/80	Venetian Bronze	BP53031VB
							25/100	Oil-Rubbed Bronze	BP53031ORB
							25/100	Gunmetal	BP53031GM
25/100	Black Bronze	BP53031BRR							
149 (5-7/8)	10 (3/8)	32 (1-1/4)	22 (7/8)	22 (7/8)	128 (5-1/16)	0.31	10/80	Polished Nickel	BP53529PN
								A Satin Nickel	BP53529G10
								Golden Champagne	BP53529BBZ
								Gilded Bronze	BP53529GB
								Venetian Bronze	BP53529VB
								Oil-Rubbed Bronze	BP53529ORB
								Gunmetal	BP53529GM
Black Bronze	BP53529BRR								
181 (7-1/8)	10 (3/8)	37 (1-7/16)	22 (7/8)	22 (7/8)	160 (6-5/16)	0.42	10/80	Polished Nickel	BP53530PN
								Satin Nickel	BP53530G10
								Golden Champagne	BP53530BBZ
								Gilded Bronze	BP53530GB
								Venetian Bronze	BP53530VB
								Oil-Rubbed Bronze	BP53530ORB
								Gunmetal	BP53530GM
Black Bronze	BP53530BRR								

53030

53031

53529

53530

Base Material: Zinc
Hardware Included: #8-32 x 1in Truss Head Machine Screw(s)
ADA-Friendly: C (center) 96mm(3-3/4in) and longer
This collection is also found on pages 84 and 86.

MULHOLLAND™



APPLIANCE PULLS



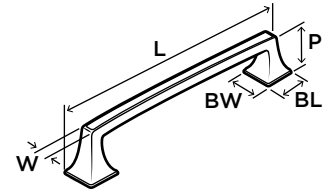
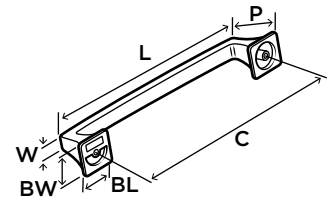
A
53531



B
53532

LEGEND

L	Length	BL	Base Length
W	Width	BW	Base Length
P	Projection	C	Center



	L mm(in)	W mm(in)	P mm(in)	BL mm(in)	BW mm(in)	C mm(in)	Wt lbs	Shelf/ Master Pk pcs	Finish	Part No.
53531	233 (9-3/16)	30 (1-3/16)	46 (1-13/16)	30 (1-3/16)	30 (1-3/16)	203 (8)	0.70	10/—	Polished Nickel	BP53531PN
									A Satin Nickel	BP53531G10
									Golden Champagne	BP53531BBZ
									Gilded Bronze	BP53531GB
									Venetian Bronze	BP53531VB
									Oil-Rubbed Bronze	BP53531ORB
									Black Bronze	BP53531BBR
53532	335 (13-3/16)	32 (1-1/4)	49 (1-15/16)	32 (1-1/4)	32 (1-1/4)	305 (12)	1.14	10/—	Polished Nickel	BP53532PN
									B Satin Nickel	BP53532G10
									Golden Champagne	BP53532BBZ
									Gilded Bronze	BP53532GB
									Venetian Bronze	BP53532VB
									Oil-Rubbed Bronze	BP53532ORB
									Black Bronze	BP53532BBR
53533	489 (19-1/4)	33 (1-5/16)	51 (2)	33 (1-5/16)	33 (1-5/16)	457 (18)	1.83	10/—	Polished Nickel	BP53533PN
									Satin Nickel	BP53533G10
									Golden Champagne	BP53533BBZ
									Gilded Bronze	BP53533GB
									Venetian Bronze	BP53533VB
									Oil-Rubbed Bronze	BP53533ORB
									Black Bronze	BP53533BBR

Base Material: Zinc

Hardware Included: #10-24 x 3/4in Truss Head Machine Screw; #10-24 x 1in Truss Head Machine Screw; #10-24 x 1-1/4in Truss Head Machine Screw; #10-24 x 1-1/2in Truss Head Machine Screw; #10-24 x 1-3/4in Truss Head Machine Screw

ADA-Friendly: All Appliance Pulls

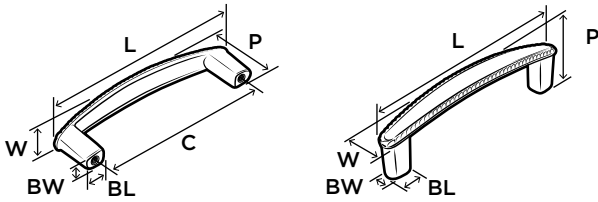
This collection is also found on pages 84-85.

LEGEND			
L	Length	BL	Base Length
W	Width	BW	Base Width
P	Projection	C	Center



ALLISON™ VALUE

PULLS

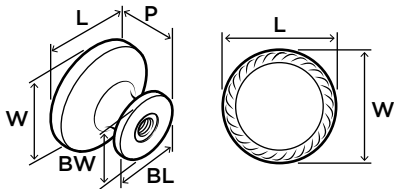


L mm(in)	W mm(in)	P mm(in)	BL mm(in)	BW mm(in)	C mm(in)	Wt lbs	Shelf/ Master Pk pcs	Finish	Part No.
110 (4-5/16)	16 (5/8)	29 (1-1/8)	10 (3/8)	8 (5/16)	96 (3-3/4)	0.13	25/200	A Satin Nickel	BP53004G10
								B Oil-Rubbed Bronze	BP53004ORB

53004

Base Material: Zinc
Hardware Included: #8-32 x 1in Truss Head Machine Screw(s)
ADA-Friendly: C (center) 96mm(3-3/4in)

KNOB



L mm(in)	W mm(in)	P mm(in)	BL mm(in)	BW mm(in)	Wt lbs	Shelf/ Master Pk pcs	Finish	Part No.
30 (1-3/16)	30 (1-3/16)	22 (7/8)	16 (5/8)	16 (5/8)	0.09	25/200	A Satin Nickel	BP53001G10
							B Oil-Rubbed Bronze	BP53001ORB

53001

Base Material: Zinc
Hardware Included: #8-32 x 1in Truss Head Machine Screw(s)

ALLISON™ VALUE



LEGEND			
L	Length	BL	Base Length
W	Width	BW	Base Length
P	Projection	C	Center

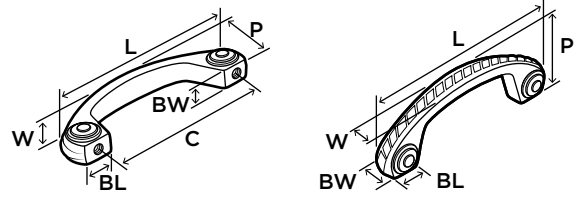
PULLS



A
53470



B
53470



L mm(in)	W mm(in)	P mm(in)	BL mm(in)	BW mm(in)	C mm(in)	Wt lbs	Shelf/ Master Pk pcs	Finish	Part No.
53470 95 (3-3/4)	16 (5/8)	30 (1-3/16)	13 (1/2)	8 (5/16)	76 (3)	0.16	25/100	A Satin Nickel	BP53470G10
								B Oil-Rubbed Bronze	BP53470ORB

Base Material: Zinc
Hardware Included: #8-32 x 1in Truss Head Machine Screw(s)

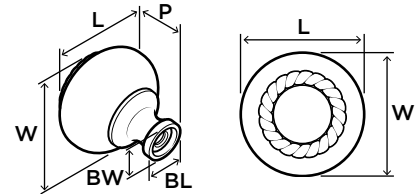
KNOBS



A
53471



B
53471



L mm(in)	W mm(in)	P mm(in)	BL mm(in)	BW mm(in)	Wt lbs	Shelf/ Master Pk pcs	Finish	Part No.
53471 32 (1-1/4)	32 (1-1/4)	32 (1-1/4)	11 (7/16)	11 (7/16)	0.17	25/200	A Satin Nickel	BP53471G10
							B Oil-Rubbed Bronze	BP53471ORB

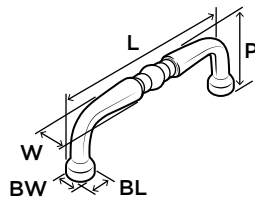
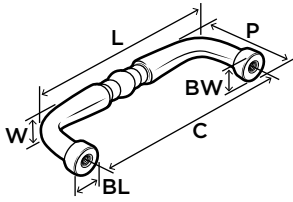
Base Material: Zinc
Hardware Included: #8-32 x 1in Truss Head Machine Screw(s)

LEGEND			
L	Length	BL	Base Length
W	Width	BW	Base Length
P	Projection	C	Center



ALLISON™ VALUE

PULLS

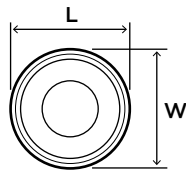
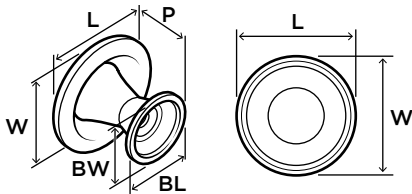


L mm(in)	W mm(in)	P mm(in)	BL mm(in)	BW mm(in)	C mm(in)	Wt lbs	Shelf/ Master Pk pcs	Finish	Part No.
86 (3-3/8)	10 (3/8)	27 (1-1/16)	10 (3/8)	10 (3/8)	76 (3)	0.08	25/200	A Satin Nickel	BP53006G10
								B Oil-Rubbed Bronze	BP53006ORB

53006

Base Material: Zinc
Hardware Included: #8-32 x 1in Truss Head Machine Screw(s)

KNOBS



L mm(in)	W mm(in)	P mm(in)	BL mm(in)	BW mm(in)	Wt lbs	Shelf/ Master Pk pcs	Finish	Part No.
30 (1-3/16)	30 (1-3/16)	27 (1-1/16)	17 (11/16)	17 (11/16)	0.08	25/200	A Polished Chrome	BP5300226
							Satin Nickel	BP53002G10
							B Oil-Rubbed Bronze	BP53002ORB
							Flat Black	BP53002FB

53002

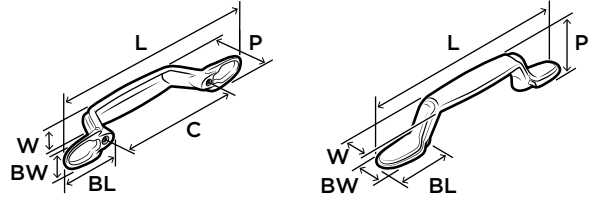
Base Material: Zinc
Hardware Included: #8-32 x 1in Truss Head Machine Screw(s)

ALLISON™ VALUE



LEGEND			
L	Length	BL	Base Length
W	Width	BW	Base Length
P	Projection	C	Center

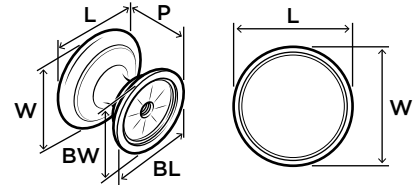
PULLS



L mm(in)	W mm(in)	P mm(in)	BL mm(in)	BW mm(in)	C mm(in)	Wt lbs	Shelf/ Master Pk pcs	Finish	Part No.
53007 129 (5-1/16)	14 (9/16)	24 (15/16)	32 (1-1/4)	14 (9/16)	76 (3)	0.10	25/200	Polished Chrome	BP5300726
								A Satin Nickel	BP53007G10

Base Material: Zinc
Hardware Included: #8-32 x 1in Truss Head Machine Screw(s)

KNOBS



L mm(in)	W mm(in)	P mm(in)	BL mm(in)	BW mm(in)	Wt lbs	Shelf/ Master Pk pcs	Finish	Part No.
53012 32 (1-1/4)	32 (1-1/4)	27 (1-1/16)	24 (15/16)	24 (15/16)	0.11	25/200	A Satin Nickel	BP53012G10
							B Antique Silver	BP53012AS
							C Oil-Rubbed Bronze	BP53012ORB
							D Black Nickel	BP53012BN
							Flat Black	BP53012FB

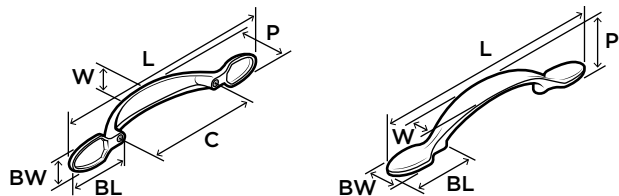
Base Material: Zinc
Hardware Included: #8-32 x 1in Truss Head Machine Screw(s)

LEGEND			
L	Length	BL	Base Length
W	Width	BW	Base Length



ALLISON™ VALUE

PULLS



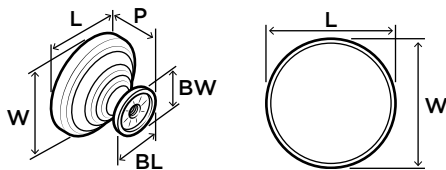
L mm(in)	W mm(in)	P mm(in)	BL mm(in)	BW mm(in)	C mm(in)	Wt lbs	Shelf/ Master Pk pcs	Finish	Part No.
146 (5-3/4)	17 (11/16)	21 (13/16)	38 (1-1/2)	16 (5/8)	76 (3)	0.09	25/200	A Satin Nickel	BP1908G10

1908

Base Material: Zinc

Hardware Included: #8-32 x 1in Truss Head Machine Screw(s)

KNOBS



L mm(in)	W mm(in)	P mm(in)	BL mm(in)	BW mm(in)	Wt lbs	Shelf/ Master Pk pcs	Finish	Part No.
32 (1-1/4)	32 (1-1/4)	24 (15/16)	14 (9/16)	14 (9/16)	0.12	25/200	A Polished Chrome B Satin Nickel C Antique Silver D Oil-Rubbed Bronze Flat Black	BP5301526 BP53015G10 BP53015AS BP53015ORB BP53015FB

53015

Base Material: Zinc

Hardware Included: #8-32 x 1in Truss Head Machine Screw(s)

ALLISON™ VALUE

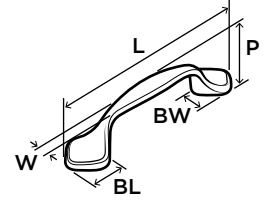
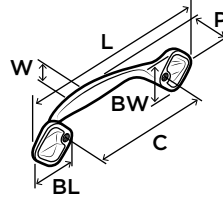


LEGEND			
L	Length	BL	Base Length
W	Width	BW	Base Width
P	Projection	C	Center

PULLS



A
253

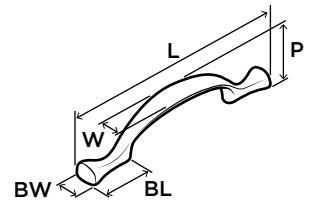
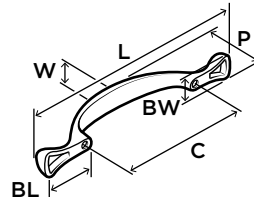


	L mm(in)	W mm(in)	P mm(in)	BL mm(in)	BW mm(in)	C mm(in)	Wt lbs	Shelf/ Master Pk pcs	Finish	Part No.
253	121 (4-3/4)	13 (1/2)	25 (1)	25 (1)	25 (1)	76 (3)	0.13	25/200	A Satin Nickel	253G10

Base Material: Zinc
Hardware Included: #8-32 x 1in Truss Head Machine Screw(s)



A
174

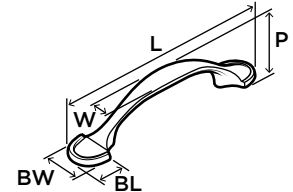
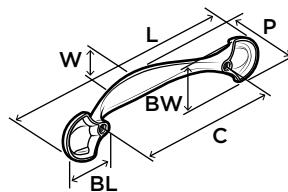


	L mm(in)	W mm(in)	P mm(in)	BL mm(in)	BW mm(in)	C mm(in)	Wt lbs	Shelf/ Master Pk pcs	Finish	Part No.
174	130 (5-1/8)	13 (1/2)	25 (1)	30 (1-3/16)	14 (9/16)	76 (3)	0.10	25/100	A Satin Nickel	174G10

Base Material: Zinc
Hardware Included: #8-32 x 1in Truss Head Machine Screw(s)



A
173



	L mm(in)	W mm(in)	P mm(in)	BL mm(in)	BW mm(in)	C mm(in)	Wt lbs	Shelf/ Master Pk pcs	Finish	Part No.
173	117 (4-5/8)	13 (1/2)	25 (1)	24 (15/16)	22 (7/8)	76 (3)	0.10	25/200	Satin Nickel A Oil-Rubbed Bronze	BP173G10 BP173ORB

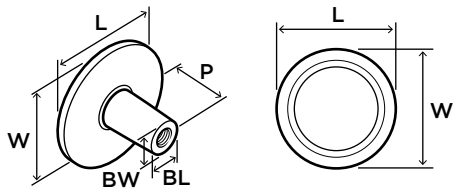
Base Material: Zinc
Hardware Included: #8-32 x 1in Truss Head Machine Screw(s)

LEGEND			
L	Length	BL	Base Length
W	Width	BW	Base Width
P	Projection	C	Center



ALLISON™ VALUE

KNOBS



A
29113

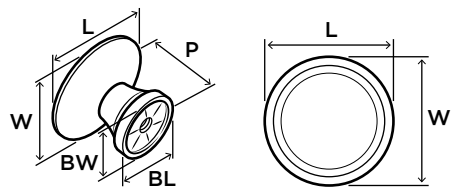


B
29113

L mm(in)	W mm(in)	P mm(in)	BL mm(in)	BW mm(in)	Wt lbs	Shelf/ Master Pk pcs	Finish	Part No.
32 (1-1/4)	32 (1-1/4)	22 (7/8)	8 (5/16)	8 (5/16)	0.07	25/200	A Satin Nickel B Oil-Rubbed Bronze	BP29113G10 BP29113ORB

29113

Base Material: Zinc
Hardware Included: #8-32 x 1in Truss Head Machine Screw(s)



A
29116

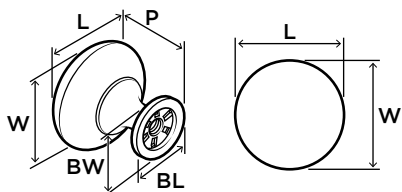


B
29116

L mm(in)	W mm(in)	P mm(in)	BL mm(in)	BW mm(in)	Wt lbs	Shelf/ Master Pk pcs	Finish	Part No.
30 (1-3/16)	30 (1-3/16)	24 (15/16)	17 (11/16)	17 (11/16)	0.10	25/200	A Satin Nickel B Oil-Rubbed Bronze	BP29116G10 BP29116ORB

29116

Base Material: Zinc
Hardware Included: #8-32 x 1in Truss Head Machine Screw(s)



A
53005



B
53005

L mm(in)	W mm(in)	P mm(in)	BL mm(in)	BW mm(in)	Wt lbs	Shelf/ Master Pk pcs	Finish	Part No.
32 (1-1/4)	32 (1-1/4)	29 (1-1/8)	16 (5/8)	16 (5/8)	0.12	25/200	Polished Chrome A Satin Nickel Antique Silver B Oil-Rubbed Bronze Flat Black	BP5300526 BP53005G10 BP53005AS BP53005ORB BP53005FB

53005

Base Material: Zinc
Hardware Included: #8-32 x 1in Truss Head Machine Screw(s)

ALLISON™ VALUE



PULLS

LEGEND

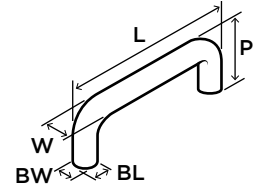
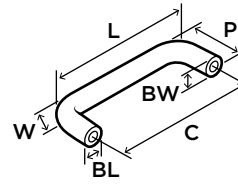
L	Length	BL	Base Length
W	Width	BW	Base Length
P	Projection	C	Center



A
803



B
803



	L mm(in)	W mm(in)	P mm(in)	BL mm(in)	BW mm(in)	C mm(in)	Wt lbs	Shelf/ Master Pk pcs	Finish	Part No.
803	86 (3-3/8)	10 (3/8)	29 (1-1/8)	10 (3/8)	10 (3/8)	76 (3)	0.04	25/200	A White	BP803PW
									B Black	BP803PBK

Base Material: Plastic

Hardware Included: #8-32 x 1in Truss Head Machine Screw(s)

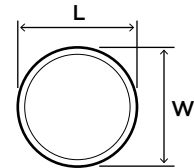
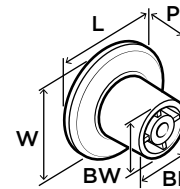
KNOBS



A
802



B
802



	L mm(in)	W mm(in)	P mm(in)	BL mm(in)	BW mm(in)	Wt lbs	Shelf/ Master Pk pcs	Finish	Part No.
802	32 (1-1/4)	32 (1-1/4)	21 (13/16)	16 (5/8)	16 (5/8)	0.03	25/200	A White	BP802PW
								B Black	BP802PBK

Base Material: Plastic

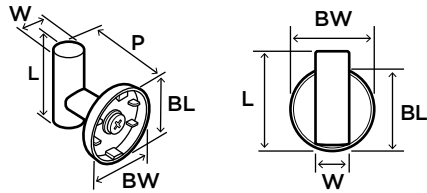
Hardware Included: #8-32 x 1in Truss Head Machine Screw(s)

LEGEND			
L	Length	BL	Base Length
W	Width	BW	Base Length
P	Projection	C	Center



INDIVIDUAL HOOKS

ROBE HOOKS

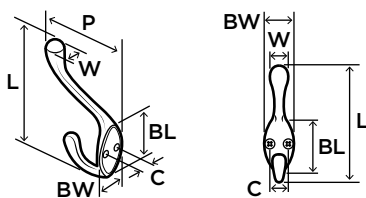


L mm(in)	W mm(in)	P mm(in)	BL mm(in)	BW mm(in)	Wt lbs	Shelf/ Master Pk pcs	Finish	Part No.
57 (2-1/4)	18 (3/4)	54 (2-1/8)	49 (1-15/16)	49 (1-15/16)	0.5	8	Polished Stainless Steel	BH26542PSS
							Stainless Steel	BH26542SS
							A Golden Champagne	BH26542BBZ
							Matte Black	BH26542MB

26542

Base Material: Stainless Steel
Hardware Included: #8 x 1-1/4in Sheet Metal Screw(s)
 This collection is also found on pages 99-101.

MEDIUM CLASSIC COAT & HAT HOOKS



L mm(in)	W mm(in)	P mm(in)	BL mm(in)	BW mm(in)	C mm(in)	Wt lbs	Shelf/ Master Pk pcs	Finish	Part No.
84 (3-5/16)	13 (1/2)	59 (2-5/16)	46 (1-13/16)	21 (13/16)	11 (7/16)	0.14	10/80	Silver	H55445S
								A Satin Nickel	H55445G10
								Antique Silver	H55445AS
								Gilded Bronze	H55445GB
								Caramel Bronze	H55445CBZ
								B Oil-Rubbed Bronze	H55445ORB
								White	H55445GW

55445

Base Material: Zinc
Hardware Included: #8 x 1-1/8in Oval Head Screw(s)

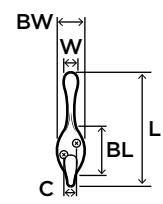
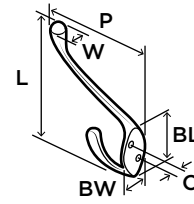

INDIVIDUAL HOOKS



LARGE CLASSIC COAT & HAT HOOKS

LEGEND

L	Length	BL	Base Length
W	Width	BW	Base Width
P	Projection	C	Center

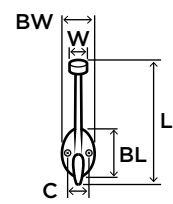
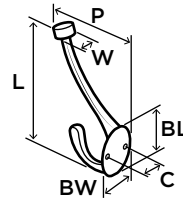


L mm(in)	W mm(in)	P mm(in)	BL mm(in)	BW mm(in)	C mm(in)	Wt lbs	Shelf/ Master Pk pcs	Finish	Part No.	
55451	113 (4-7/16)	11 (7/16)	90 (3-9/16)	48 (1-7/8)	25 (1)	17 (11/16)	0.20	10/80	Silver	H55451S
									Satin Nickel	H55451G10
									A Antique Silver	H55451AS
									Gilded Bronze	H55451GB
									Caramel Bronze	H55451CBZ
									B Oil-Rubbed Bronze	H55451ORB
White	H55451GW									

Base Material: Zinc

Hardware Included: #8 x 1-1/8in Oval Head Screw(s)

PILLTOP COAT & HAT HOOKS



L mm(in)	W mm(in)	P mm(in)	BL mm(in)	BW mm(in)	C mm(in)	Wt lbs	Shelf/ Master Pk pcs	Finish	Part No.	
55465	140 (5-1/2)	18 (3/4)	84 (3-5/16)	55 (2-1/8)	37 (1-7/16)	24 (15/16)	0.29	10/80	Silver	H55465S
									A Satin Nickel	H55465G10
									Antique Silver	H55465AS
									Gilded Bronze	H55465GB
									B Oil-Rubbed Bronze	H55465ORB

Base Material: Zinc

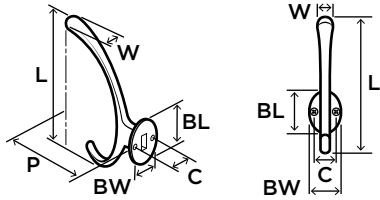
Hardware Included: #8 x 1-1/8in Oval Head Screw(s)

LEGEND			
L	Length	BL	Base Length
W	Width	BW	Base Length
P	Projection	C	Center



INDIVIDUAL HOOKS

CONTEMPORARY COAT & HAT HOOKS

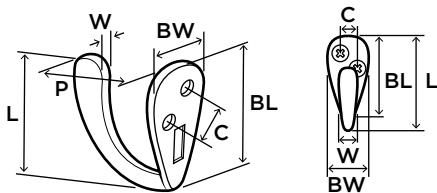


L mm(in)	W mm(in)	P mm(in)	BL mm(in)	BW mm(in)	C mm(in)	Wt lbs	Shelf/ Master Pk pcs	Finish	Part No.
130 (5-1/8)	14 (9/16)	86 (3-3/8)	41 (1-5/8)	30 (1-3/16)	20 (13/16)	0.30	10/80	A Silver	H55472S
								B Golden Champagne	H55472BBZ

55472

Base Material: Zinc
Hardware Included: #8 x 1-1/8in Oval Head Screw(s)

SINGLE PRONG HOOKS



L mm(in)	W mm(in)	P mm(in)	BL mm(in)	BW mm(in)	C mm(in)	Wt lbs	Shelf/ Master Pk pcs	Finish	Part No.
43 (1-11/16)	18 (3/4)	38 (1-1/2)	39 (1-1/2)	19 (3/4)	10 (3/8)	0.06	10/80	A Silver	H55440S
								B Oil-Rubbed Bronze	H55440ORB

55440

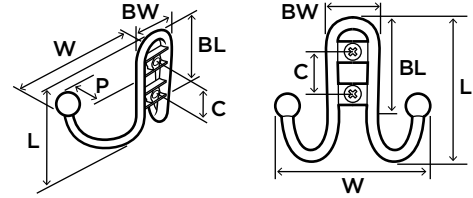
Base Material: Zinc
Hardware Included: #8 x 1-1/8in Oval Head Screw(s)

INDIVIDUAL HOOKS



DOUBLE PRONG HOOKS

LEGEND			
L	Length	BL	Base Length
W	Width	BW	Base Length
P	Projection	C	Center



L mm(in)	W mm(in)	P mm(in)	BL mm(in)	BW mm(in)	C mm(in)	Wt lbs	Shelf/ Master Pk pcs	Finish	Part No.
70 (2-3/4)	73 (2-7/8)	38 (1-1/2)	49 (1-15/16)	25 (1)	20 (13/16)	0.13	10/80	A Polished Chrome	H5545726
								B Silver	H55457S
								C Satin Nickel	H55457G10
								D Antique Silver	H55457AS
								E Gilded Bronze	H55457GB
								F Caramel Bronze	H55457CBZ
								G Oil-Rubbed Bronze	H55457ORB
								H White	H55457GW

Base Material: Zinc
Hardware Included: #8 x 1-1/8in Oval Head Screw(s)

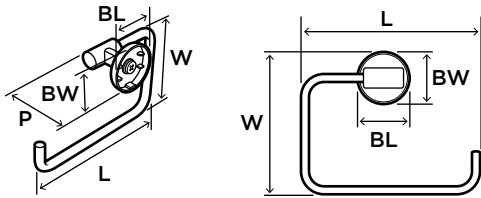
55457

LEGEND			
L	Length	BL	Base Length
W	Width	BW	Base Length
P	Projection	C	Center



ARRONDI™

TOWEL RINGS

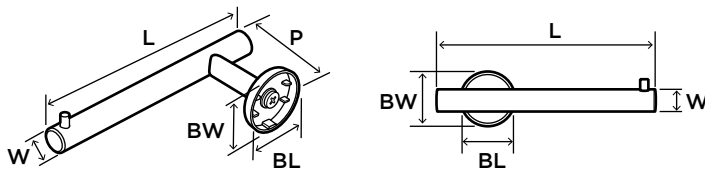


L mm(in)	W mm(in)	P mm(in)	BL mm(in)	BW mm(in)	Wt lbs	Shelf/ Master Pk pcs	Finish	Part No.
164 (6-7/16)	127 (5)	54 (2-1/8)	49 (1-15/16)	49 (1-15/16)	1.1	6	Polished Stainless Steel	BH26541PSS
							Stainless Steel	BH26541SS
							A Golden Champagne	BH26541BBZ
							Matte Black	BH26541MB

26541

Base Material: Stainless Steel
Hardware Included: #8 x 1-1/4in Sheet Metal Screw(s)

TISSUE ROLL HOLDERS



L mm(in)	W mm(in)	P mm(in)	BL mm(in)	BW mm(in)	Wt lbs	Shelf/ Master Pk pcs	Finish	Part No.
184 (7-1/4)	18 (3/4)	79 (3-1/8)	49 (1-15/16)	49 (1-15/16)	1.3	6	Polished Stainless Steel	BH2654PSS
							Stainless Steel	BH26540SS
							A Golden Champagne	BH26540BBZ
							Matte Black	BH26540MB

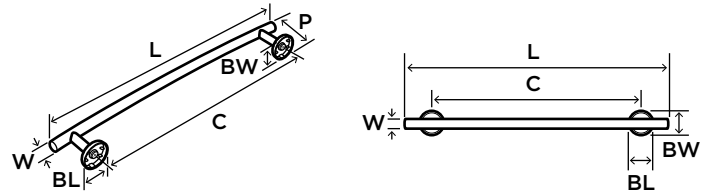
26540

Base Material: Stainless Steel
Hardware Included: #8 x 1-1/4in Sheet Metal Screw(s)
 This collection is also found on pages 100-101.

TOWEL BARS

LEGEND

L	Length	BL	Base Length
W	Width	BW	Base Length
P	Projection	C	Center

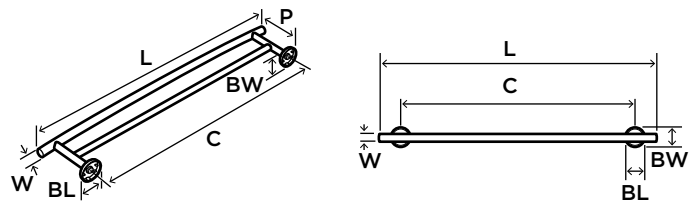


	L mm(in)	W mm(in)	P mm(in)	BL mm(in)	BW mm(in)	C mm(in)	Wt lbs	Shelf/ Master Pk pcs	Finish	Part No.
26546	295 (11-5/8)	18 (3/4)	97 (3-13/16)	49 (1-15/16)	49 (1-15/16)	229 (9)	1.2	6	Polished Stainless Steel	BH26546PSS
									Stainless Steel	BH26546SS
									Golden Champagne	BH26546BBZ
									Matte Black	BH26546MB
26543	533 (21)	18 (3/4)	83 (3-1/4)	49 (1-15/16)	49 (1-15/16)	457 (18)	1.9	4	Polished Stainless Steel	BH26543PSS
									Stainless Steel	BH26543SS
									A Golden Champagne	BH26543BBZ
									Matte Black	BH26543MB
26544	686 (27)	18 (3/4)	86 (3-3/8)	49 (1-15/16)	49 (1-15/16)	610 (24)	2.2	6	Polished Stainless Steel	BH26544PSS
									Stainless Steel	BH26544SS
									Golden Champagne	BH26544BBZ
									Matte Black	BH26544MB

Base Material: Stainless Steel

Hardware Included: #8 x 1-1/4in Sheet Metal Screw(s)

DOUBLE TOWEL BARS



	L mm(in)	W mm(in)	P mm(in)	BL mm(in)	BW mm(in)	C mm(in)	Wt lbs	Shelf/ Master Pk pcs	Finish	Part No.
26545	683 (26-7/8)	18 (3/4)	127 (5)	49 (1-15/16)	49 (1-15/16)	610 (24)	2.5	5	Polished Stainless Steel	BH26545PSS
									Stainless Steel	BH26545SS
									A Golden Champagne	BH26545BBZ
									Matte Black	BH26545MB

Base Material: Stainless Steel

Hardware Included: #8 x 1-1/4in Sheet Metal Screw(s)


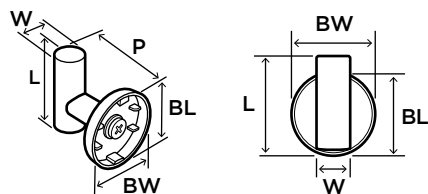
This collection is also found on pages 99 and 101.

LEGEND			
L	Length	BL	Base Length
W	Width	BW	Base Length
P	Projection	C	Center



ARRONDI™

ROBE HOOKS



L mm(in)	W mm(in)	P mm(in)	BL mm(in)	BW mm(in)	Wt lbs	Shelf/ Master Pk pcs	Finish	Part No.
57 (2-1/4)	18 (3/4)	54 (2-1/8)	49 (1-15/16)	49 (1-15/16)	0.5	8	Polished Stainless Steel	BH26542PSS
							Stainless Steel	BH26542SS
							A Golden Champagne	BH26542BBZ
							Matte Black	BH26542MB

26542

Base Material: Stainless Steel

Hardware Included: #8 x 1-1/4in Sheet Metal Screw(s)

This collection is also found on pages 99-100.

PRODUCT INDEX

Product No.	Type	Pg	Product No.	Type	Pg	Product No.	Type	Pg
174G10	Pull	92	BP1466WN	Knob	81	BP1590ORB	Pull	70
253G10	Pull	92	BP1585FB	Knob	70	BP1590WN	Pull	70
943SCH	Pull	42	BP1585G10	Knob	70	BP173G10	Pull	92
BH26540BBZ	Tissue Roll Holder	99	BP1585ORB	Knob	70	BP173ORB	Pull	92
BH26540MB*	Tissue Roll Holder	99	BP1585WID	Knob	70	BP19001SS	Pull	26
BH26540PSS*	Tissue Roll Holder	99	BP1585WN	Knob	70	BP19002SS	Pull	26
BH26540SS	Tissue Roll Holder	99	BP15862CBZ	Knob	69	BP19003SS	Pull	26
BH26541BBZ	Towel Ring	99	BP15862FB	Knob	69	BP19004SS	Pull	26
BH26541MB*	Towel Ring	99	BP15862G10	Knob	69	BP19005SS	Pull	26
BH26541PSS*	Towel Ring	99	BP15862ORB	Knob	69	BP19007SS	Knob	25
BH26541SS	Towel Ring	99	BP15862WN	Knob	69	BP19008SS	Knob	25
BH26542BBZ	Robe Hook	95, 101	BP1586CBZ	Knob	69	BP19009BBR	Knob	36
BH26542MB*	Robe Hook	95, 101	BP1586FB	Knob	69	BP19009BBZ	Knob	36
BH26542PSS*	Robe Hook	95, 101	BP1586G10	Knob	69	BP19009CBZ	Knob	36
BH26542SS	Robe Hook	95, 101	BP1586ORB	Knob	69	BP19009CSG9	Knob	36
BH26543BBZ	Towel Bar	100	BP1586WN	Knob	69	BP19009GM	Knob	36
BH26543MB*	Towel Bar	100	BP1587CBZ	Pull	70	BP19009ORB	Knob	36
BH26543PSS*	Towel Bar	100	BP1587FB	Pull	70	BP19009PN	Knob	36
BH26543SS	Towel Bar	100	BP1587G10	Pull	70	BP19009SS	Knob	36
BH26544BBZ	Towel Bar	100	BP1587ORB	Pull	70	BP19010CSG9	Pull	36
BH26544MB*	Towel Bar	100	BP1587WN	Pull	70	BP19010SS	Pull	36
BH26544PSS*	Towel Bar	100	BP1588CBZ	Pull	71	BP19011CSG9	Pull	37
BH26544SS	Towel Bar	100	BP1588FB	Pull	71	BP19011SS	Pull	37
BH26545BBZ	Double Towel Bar	100	BP1588G10	Pull	71	BP19012CSG9	Pull	37
BH26545MB*	Double Towel Bar	100	BP1588ORB	Pull	71	BP19012SS	Pull	37
BH26545PSS*	Double Towel Bar	100	BP1588WN	Pull	71	BP19013CSG9	Pull	37
BH26545SS	Double Towel Bar	100	BP1589CBZ	Pull	71	BP19013SS	Pull	37
BH26546BBZ	Towel Bar	100	BP1589FB	Pull	71	BP19014BBR	Pull	38
BH26546MB*	Towel Bar	100	BP1589G10	Pull	71	BP19014BBZ	Pull	38
BH26546PSS*	Towel Bar	100	BP1589ORB	Pull	71	BP19014CBZ	Pull	38
BH26546SS	Towel Bar	100	BP1589WN	Pull	71	BP19014CSG9	Pull	38
BP1466G10	Knob	81	BP1590CBZ	Pull	70	BP19014GM	Pull	38
BP1466ORB	Knob	81	BP1590FB	Pull	70	BP19014ORB	Pull	38
BP1466WID	Knob	81	BP1590G10	Pull	70	BP19014PN	Pull	38

* Launching later in 2018.

PRODUCT INDEX

Product No.	Type	Pg	Product No.	Type	Pg	Product No.	Type	Pg
BP19014SS	Pull	38	BP26203ORB	Pull	18	BP29349VB	Pull	53
BP19015CBZ	Pull	38	BP26203PN	Pull	18	BP29355AS	Pull	53
BP19015CSG9	Pull	38	BP26204BBR	Pull	18	BP29355BBR	Pull	53
BP19015ORB	Pull	38	BP26204BBZ	Pull	18	BP29355BBZ	Pull	53
BP19015SS	Pull	38	BP26204G10	Pull	18	BP29355CBZ	Pull	53
BP19016BBR	Pull	38	BP26204ORB	Pull	18	BP29355G10	Pull	53
BP19016BBZ	Pull	38	BP26204PN	Pull	18	BP29355GM	Pull	53
BP19016CBZ	Pull	38	BP26205BBZ	Appliance Pull	19	BP29355ORB	Pull	53
BP19016CSG9	Pull	38	BP26205BBR*	Appliance Pull	19	BP29355PN	Pull	53
BP19016GM	Pull	38	BP26205G10	Appliance Pull	19	BP29355VB	Pull	53
BP19016ORB	Pull	38	BP26205ORB*	Appliance Pull	19	BP29363AS	Pull	53
BP19016PN	Pull	38	BP26205PN*	Appliance Pull	19	BP29363BBR	Pull	53
BP19016SS	Pull	38	BP26206BBZ	Appliance Pull	19	BP29363BBZ	Pull	53
BP19017CBZ	Pull	38	BP26206BBR*	Appliance Pull	19	BP29363CBZ	Pull	53
BP19017CSG9	Pull	38	BP26206G10	Appliance Pull	19	BP29363G10	Pull	53
BP19017ORB	Pull	38	BP26206ORB*	Appliance Pull	19	BP29363GM	Pull	53
BP19017SS	Pull	38	BP26206PN*	Appliance Pull	19	BP29363ORB	Pull	53
BP19018CBZ	Pull	38	BP26207BBR*	Appliance Pull	19	BP29363PN	Pull	53
BP19018CSG9	Pull	38	BP26207BBZ	Appliance Pull	19	BP29363VB	Pull	53
BP19018ORB	Pull	38	BP26207G10	Appliance Pull	19	BP29364AS	Pull	53
BP19018SS	Pull	38	BP26207ORB*	Appliance Pull	19	BP29364BBR	Pull	53
BP19019CBZ	Pull	38	BP26207PN*	Appliance Pull	19	BP29364BBZ	Pull	53
BP19019CSG9	Pull	38	BP2701626	Pull	24	BP29364CBZ	Pull	53
BP19019ORB	Pull	38	BP27016AA	Pull	24	BP29364G10	Pull	53
BP19019SS	Pull	38	BP27016G10	Pull	24	BP29364GM	Pull	53
BP1908G10	Pull	91	BP2701726	Pull	24	BP29364ORB	Pull	53
BP19200G10	Pull	30	BP27017AA	Pull	24	BP29364PN	Pull	53
BP195026	Knob	81	BP27017G10	Pull	24	BP29364VB	Pull	53
BP195026D	Knob	81	BP2701826	Knob	24	BP29365AS	Appliance Pull	54
BP1950AE	Knob	81	BP27018AA	Knob	24	BP29365BBR*	Appliance Pull	54
BP1950B	Knob	81	BP27018G10	Knob	24	BP29365BBZ*	Appliance Pull	54
BP1950BNB	Knob	81	BP2701926	Pull	32	BP29365CBZ	Appliance Pull	54
BP1950G10	Knob	81	BP27019G10	Pull	32	BP29365G10	Appliance Pull	54
BP1950H26	Knob	81	BP2702026	Pull	32	BP29365ORB	Appliance Pull	54
BP1950H26D	Knob	81	BP27020G10	Pull	32	BP29365PN*	Appliance Pull	54
BP1950HBNB	Knob	81	BP2702126	Pull	32	BP29365VB	Appliance Pull	54
BP1950HG10	Knob	81	BP27021G10	Pull	32	BP29366AS	Appliance Pull	54
BP1950ORB	Knob	81	BP29113G10	Knob	93	BP29366BBR*	Appliance Pull	54
BP19541CSG9	Pull	37	BP29113ORB	Knob	93	BP29366BBZ*	Appliance Pull	54
BP19541SS	Pull	37	BP29116G10	Knob	93	BP29366CBZ	Appliance Pull	54
BP1970G10	Pull	40	BP29116ORB	Knob	93	BP29366G10	Appliance Pull	54
BP24001AN	Knob	28	BP29200G10	Pull	21	BP29366ORB	Appliance Pull	54
BP24001SN	Knob	28	BP29200ORB	Pull	21	BP29366PN*	Appliance Pull	54
BP24002AN	Pull	28	BP29201G10	Pull	21	BP29366VB	Appliance Pull	54
BP24002SN	Pull	28	BP29201ORB	Pull	21	BP29367AS	Appliance Pull	54
BP24013SN	Pull	30	BP29202G10	Pull	20	BP29367BBR*	Appliance Pull	54
BP24013SS	Pull	30	BP29202ORB	Pull	20	BP29367BBZ*	Appliance Pull	54
BP24015SS	Pull	27	BP29203G10	Knob	20	BP29367CBZ	Appliance Pull	54
BP24016SS	Pull	27	BP29203ORB	Knob	20	BP29367G10	Appliance Pull	54
BP24017SN	Pull	29	BP29340AS	Knob	52	BP29367ORB	Appliance Pull	54
BP24018SN	Pull	29	BP29340BBR	Knob	52	BP29367PN*	Appliance Pull	54
BP2612926	Knob	33	BP29340BBZ	Knob	52	BP29367VB	Appliance Pull	54
BP26129G10	Knob	33	BP29340CBZ	Knob	52	BP29368AS	Knob	52
BP2613526	Pull	33	BP29340G10	Knob	52	BP29368BBR	Knob	52
BP2613526D	Pull	33	BP29340GM	Knob	52	BP29368BBZ	Knob	52
BP26135G10	Pull	33	BP29340ORB	Knob	52	BP29368CBZ	Knob	52
BP26200SS	Knob	25	BP29340PN	Knob	52	BP29368G10	Knob	52
BP26201BBR	Pull	18	BP29340VB	Knob	52	BP29368GM	Knob	52
BP26201BBZ	Pull	18	BP29349AS	Pull	53	BP29368ORB	Knob	52
BP26201G10	Pull	18	BP29349BBR	Pull	53	BP29368PN	Knob	52
BP26201ORB	Pull	18	BP29349BBZ	Pull	53	BP29368VB	Knob	52
BP26201PN	Pull	18	BP29349CBZ	Pull	53	BP29370AS	Knob	55
BP26202SS	Pull	27	BP29349G10	Pull	53	BP29370G10	Knob	55
BP26203BBR	Pull	18	BP29349GM	Pull	53	BP29370ORB	Knob	55
BP26203BBZ	Pull	18	BP29349ORB	Pull	53	BP29379AS	Pull	55
BP26203G10	Pull	18	BP29349PN	Pull	53	BP29379G10	Pull	55

* Launching later in 2018.

PRODUCT INDEX

Product No.	Type	Pg	Product No.	Type	Pg	Product No.	Type	Pg
BP29379ORB	Pull	55	BP36572G10	Pull	17	BP36645BBR*	Pull	16
BP29385AS	Pull	55	BP36572ORB	Pull	17	BP36645BBZ	Pull	16
BP29385G10	Pull	55	BP36572PN	Pull	17	BP36645G10	Pull	16
BP29385ORB	Pull	55	BP36573FB*	Pull	35	BP36645ORB	Pull	16
BP29393AS	Pull	55	BP36573G10	Pull	35	BP36645PN	Pull	16
BP29393G10	Pull	55	BP36573ORB	Pull	35	BP40515BBR	Pull	36
BP29393ORB	Pull	55	BP36573PN	Pull	35	BP40515BBZ	Pull	36
BP29394AS	Pull	55	BP36574FB*	Pull	35	BP40515CBZ	Pull	36
BP29394G10	Pull	55	BP36574G10	Pull	35	BP40515GM	Pull	36
BP29394ORB	Pull	55	BP36574ORB	Pull	35	BP40515ORB	Pull	36
BP29395AS	Appliance Pull	56	BP36574PN	Pull	35	BP40515PN	Pull	36
BP29395G10	Appliance Pull	56	BP36575FB*	Pull	35	BP40516BBR	Pull	37
BP29395ORB	Appliance Pull	56	BP36575G10	Pull	35	BP40516BBZ	Pull	37
BP29396AS	Appliance Pull	56	BP36575ORB	Pull	35	BP40516CBZ	Pull	37
BP29396G10	Appliance Pull	56	BP36575PN	Pull	35	BP40516GM	Pull	37
BP29396ORB	Appliance Pull	56	BP36593BBZ	Pull	72	BP40516ORB	Pull	37
BP29397AS	Appliance Pull	56	BP36593G10	Pull	72	BP40516PN	Pull	37
BP29397G10	Appliance Pull	56	BP36593ORB	Pull	72	BP40517BBR	Pull	37
BP29397ORB	Appliance Pull	56	BP36594BBZ	Pull	72	BP40517BBZ	Pull	37
BP29398AS	Knob	55	BP36594G10	Pull	72	BP40517CBZ	Pull	37
BP29398G10	Knob	55	BP36594ORB	Pull	72	BP40517GM	Pull	37
BP29398ORB	Knob	55	BP36595BBZ	Pull	72	BP40517ORB	Pull	37
BP29439G10	Pull	31	BP36595G10	Pull	72	BP40517PN	Pull	37
BP29445G10	Pull	31	BP36595ORB	Pull	72	BP40518BBR	Pull	37
BP29446G10	Pull	31	BP36601G10	Knob	51	BP40518BBZ	Pull	37
BP341626	Pull	43	BP36601GM	Knob	51	BP40518CBZ	Pull	37
BP36556G10ORB	Knob	14	BP36601ORB	Knob	51	BP40518GM	Pull	37
BP36556PNBBR	Knob	14	BP36602G10	Knob	51	BP40518ORB	Pull	37
BP36556PNGM	Knob	14	BP36602GM	Knob	51	BP40518PN	Pull	37
BP36556PNSS	Knob	14	BP36602ORB	Knob	51	BP40519BBR	Pull	37
BP36557G10ORB	Pull	14	BP36605G10	Pull	51	BP40519BBZ	Pull	37
BP36557PNBBR	Pull	14	BP36605GM	Pull	51	BP40519CBZ	Pull	37
BP36557PNGM	Pull	14	BP36605ORB	Pull	51	BP40519GM	Pull	37
BP36557PNSS	Pull	14	BP36606G10	Pull	51	BP40519ORB	Pull	37
BP36558G10ORB	Pull	14	BP36606GM	Pull	51	BP40519PN	Pull	37
BP36558PNBBR	Pull	14	BP36606ORB	Pull	51	BP4258G10	Knob	68
BP36558PNGM	Pull	14	BP36607G10	Pull	51	BP4258WN	Knob	68
BP36558PNSS	Pull	14	BP36607GM	Pull	51	BP4476FB	Knob	46
BP36559G10ORB	Pull	15	BP36607ORB	Pull	51	BP4476G10	Knob	46
BP36559PNBBR	Pull	15	BP36613BBZ	Knob	72	BP52992G10	Pull	45
BP36559PNGM	Pull	15	BP36613G10	Knob	72	BP52996G10	Pull	44
BP36559PNSS	Pull	15	BP36613ORB	Knob	72	BP53001G10	Knob	87
BP36560G10ORB	Pull	15	BP36616BBZ	Knob	72	BP53001ORB	Knob	87
BP36560PNBBR	Pull	15	BP36616G10	Knob	72	BP5300226	Knob	89
BP36560PNGM	Pull	15	BP36616ORB	Knob	72	BP53002FB	Knob	89
BP36560PNSS	Pull	15	BP36640BBZ	Cup Pull	78	BP53002G10	Knob	89
BP36561G10ORB	Pull	15	BP36640G10	Cup Pull	78	BP53002ORB	Knob	89
BP36561PNBBR	Pull	15	BP36640GM	Cup Pull	78	BP5300326	Pull	44
BP36561PNGM	Pull	15	BP36640ORB	Cup Pull	78	BP53003FB	Pull	44
BP36561PNSS	Pull	15	BP36640PN	Cup Pull	78	BP53003G10	Pull	44
BP36564G10	Pull	34	BP36640WN	Cup Pull	78	BP53003ORB	Pull	44
BP36565G10	Pull	34	BP36642BBR*	Knob	16	BP53004G10	Pull	87
BP36566G10	Pull	34	BP36642BBZ	Knob	16	BP53004ORB	Pull	87
BP36567G10	Pull	34	BP36642G10	Knob	16	BP5300526	Knob	93
BP36568G10	Pull	17	BP36642ORB	Knob	16	BP53005AS	Knob	93
BP36568ORB	Pull	17	BP36642PN	Knob	16	BP53005FB	Knob	93
BP36568PN	Pull	17	BP36643BBR*	Pull	16	BP53005G10	Knob	93
BP36569G10	Pull	17	BP36643BBZ	Pull	16	BP53005ORB	Knob	93
BP36569ORB	Pull	17	BP36643G10	Pull	16	BP53006G10	Pull	89
BP36569PN	Pull	17	BP36643ORB	Pull	16	BP53006ORB	Pull	89
BP36570G10	Pull	17	BP36643PN	Pull	16	BP5300726	Pull	90
BP36570ORB	Pull	17	BP36644BBR*	Pull	16	BP53007G10	Pull	90
BP36570PN	Pull	17	BP36644BBZ	Pull	16	BP53009G10	Pull	45
BP36571G10	Pull	17	BP36644G10	Pull	16	BP5301026	Cup Pull	79
BP36571ORB	Pull	17	BP36644ORB	Pull	16	BP53010AS	Cup Pull	79
BP36571PN	Pull	17	BP36644PN	Pull	16	BP53010BB	Cup Pull	79

* Launching later in 2018.

PRODUCT INDEX

Product No.	Type	Pg	Product No.	Type	Pg	Product No.	Type	Pg
BP53010BBZ	Cup Pull	79	BP53470G10	Pull	88	BP53702ORB	Pull	66
BP53010BN	Cup Pull	79	BP53470ORB	Pull	88	BP53702PN	Pull	66
BP53010EB	Cup Pull	79	BP53471G10	Knob	88	BP53702RB	Pull	66
BP53010FB	Cup Pull	79	BP53471ORB	Knob	88	BP53702WN	Pull	66
BP53010G10	Cup Pull	79	BP53529BBR	Pull	85	BP53710G10	Knob	57
BP53010GM	Cup Pull	79	BP53529BBZ	Pull	85	BP53710GPH	Knob	57
BP53010ORB	Cup Pull	79	BP53529G10	Pull	85	BP53711G10	Pull	57
BP53010PN	Cup Pull	79	BP53529GB	Pull	85	BP53711GPH	Pull	57
BP53010RB	Cup Pull	79	BP53529GM	Pull	85	BP53712G10	Pull	57
BP53012AS	Knob	90	BP53529ORB	Pull	85	BP53712GPH	Pull	57
BP53012BN	Knob	90	BP53529PN	Pull	85	BP53713G10	Pull	57
BP53012FB	Knob	90	BP53529VB	Pull	85	BP53713GPH	Pull	57
BP53012G10	Knob	90	BP53530BBR	Pull	85	BP53714G10	Pull	57
BP53012ORB	Knob	90	BP53530BBZ	Pull	85	BP53714GPH	Pull	57
BP5301326	Pull	82	BP53530G10	Pull	85	BP53717BBR	Knob	59
BP53013BN	Pull	82	BP53530GB	Pull	85	BP53717BBZ	Knob	59
BP53013FB	Pull	82	BP53530GM	Pull	85	BP53717G10	Knob	59
BP53013G10	Pull	82	BP53530ORB	Pull	85	BP53717GPH	Knob	59
BP53013ORB	Pull	82	BP53530PN	Pull	85	BP53717ORB	Knob	59
BP53013PN	Pull	82	BP53530VB	Pull	85	BP53717PN	Knob	59
BP5301426	Knob	47	BP53531BBR*	Appliance Pull	86	BP53718BBR	Knob	59
BP53014FB	Knob	47	BP53531BBZ*	Appliance Pull	86	BP53718BBZ	Knob	59
BP53014G10	Knob	47	BP53531G10	Appliance Pull	86	BP53718G10	Knob	59
BP53014ORB	Knob	47	BP53531GB	Appliance Pull	86	BP53718GPH	Knob	59
BP5301526	Knob	91	BP53531ORB	Appliance Pull	86	BP53718ORB	Knob	59
BP53015AS	Knob	91	BP53531PN*	Appliance Pull	86	BP53718PN	Knob	59
BP53015FB	Knob	91	BP53531VB	Appliance Pull	86	BP53719BBR	Pull	60
BP53015G10	Knob	91	BP53532BBR*	Appliance Pull	86	BP53719BBZ	Pull	60
BP53015ORB	Knob	91	BP53532BBZ*	Appliance Pull	86	BP53719G10	Pull	60
BP5301626	Pull	46	BP53532G10	Appliance Pull	86	BP53719GPH	Pull	60
BP53016FB	Pull	46	BP53532GB	Appliance Pull	86	BP53719ORB	Pull	60
BP53016G10	Pull	46	BP53532ORB	Appliance Pull	86	BP53719PN	Pull	60
BP5301826	Knob	47	BP53532PN*	Appliance Pull	86	BP53720BBR	Pull	60
BP53018FB	Knob	47	BP53532VB	Appliance Pull	86	BP53720BBZ	Pull	60
BP53018G10	Knob	47	BP53533BBR*	Appliance Pull	86	BP53720G10	Pull	60
BP53018ORB	Knob	47	BP53533BBZ*	Appliance Pull	86	BP53720GPH	Pull	60
BP530193	Cup Pull	80	BP53533G10	Appliance Pull	86	BP53720ORB	Pull	60
BP53019BB	Cup Pull	80	BP53533GB	Appliance Pull	86	BP53720PN	Pull	60
BP53019FB	Cup Pull	80	BP53533ORB	Appliance Pull	86	BP53721BBR	Pull	60
BP53019G10	Cup Pull	80	BP53533PN*	Appliance Pull	86	BP53721BBZ	Pull	60
BP53019WI	Cup Pull	80	BP53533VB	Appliance Pull	86	BP53721G10	Pull	60
BP53019WN	Cup Pull	80	BP535342BBR	Knob	84	BP53721GPH	Pull	60
BP53029BBR	Knob	84	BP535342BBZ	Knob	84	BP53721ORB	Pull	60
BP53029BBZ	Knob	84	BP535342G10	Knob	84	BP53721PN	Pull	60
BP53029G10	Knob	84	BP535342GB	Knob	84	BP53722BBR	Pull	60
BP53029GB	Knob	84	BP535342GM	Knob	84	BP53722BBZ	Pull	60
BP53029GM	Knob	84	BP535342ORB	Knob	84	BP53722G10	Pull	60
BP53029ORB	Knob	84	BP535342PN	Knob	84	BP53722GPH	Pull	60
BP53029PN	Knob	84	BP535342VB	Knob	84	BP53722ORB	Pull	60
BP53029VB	Knob	84	BP53700BBR	Knob	65	BP53722PN	Pull	60
BP53030BBR	Pull	85	BP53700BBZ	Knob	65	BP53801BBR	Cup Pull	68
BP53030BBZ	Pull	85	BP53700G10	Knob	65	BP53801BBZ	Cup Pull	68
BP53030G10	Pull	85	BP53700ORB	Knob	65	BP53801G10	Cup Pull	68
BP53030GB	Pull	85	BP53700PN	Knob	65	BP53801ORB	Cup Pull	68
BP53030GM	Pull	85	BP53700WN	Knob	65	BP53801PN	Cup Pull	68
BP53030ORB	Pull	85	BP53701BBR	Pull	66	BP53801WN	Cup Pull	68
BP53030PN	Pull	85	BP53701BBZ	Pull	66	BP53802BBR	Pull	66
BP53030VB	Pull	85	BP53701G10	Pull	66	BP53802BBZ	Pull	66
BP53031BBR	Pull	85	BP53701ORB	Pull	66	BP53802G10	Pull	66
BP53031BBZ	Pull	85	BP53701PN	Pull	66	BP53802ORB	Pull	66
BP53031G10	Pull	85	BP53701WN	Pull	66	BP53802PN	Pull	66
BP53031GB	Pull	85	BP53702AS	Pull	66	BP53802WN	Pull	66
BP53031GM	Pull	85	BP53702BBR	Pull	66	BP53803BBR	Pull	66
BP53031ORB	Pull	85	BP53702BBZ	Pull	66	BP53803BBZ	Pull	66
BP53031PN	Pull	85	BP53702G10	Pull	66	BP53803G10	Pull	66
BP53031VB	Pull	85	BP53702GB	Pull	66	BP53803ORB	Pull	66

* Launching later in 2018.

PRODUCT INDEX

Product No.	Type	Pg	Product No.	Type	Pg	Product No.	Type	Pg
BP53803PN	Pull	66	BP55244PN	Pull	82	BP55278G10	Pull	49
BP53803WN	Pull	66	BP55245G10	Pull	82	BP55278GM	Pull	49
BP53804BBR*	Appliance Pull	67	BP55245ORB	Pull	82	BP55278ORB	Pull	49
BP53804BBZ*	Appliance Pull	67	BP55245PN	Pull	82	BP55278PN	Pull	49
BP53804G10	Appliance Pull	67	BP55246G10	Appliance Pull	83	BP55279BBR	Appliance Pull	50
BP53804ORB	Appliance Pull	67	BP55246ORB	Appliance Pull	83	BP55279BBZ*	Appliance Pull	50
BP53804PN*	Appliance Pull	67	BP55247G10	Appliance Pull	83	BP55279G10	Appliance Pull	50
BP53804WN	Appliance Pull	67	BP55247ORB	Appliance Pull	83	BP55279ORB	Appliance Pull	50
BP53805BBR*	Appliance Pull	67	BP55248G10	Appliance Pull	83	BP55279PN*	Appliance Pull	50
BP53805BBZ*	Appliance Pull	67	BP55248ORB	Appliance Pull	83	BP55280BBR	Appliance Pull	50
BP53805G10	Appliance Pull	67	BP55268CBBR	Knob	77	BP55280BBZ*	Appliance Pull	50
BP53805ORB	Appliance Pull	67	BP55268CBBZ	Knob	77	BP55280G10	Appliance Pull	50
BP53805PN*	Appliance Pull	67	BP55268CG10	Knob	77	BP55280ORB	Appliance Pull	50
BP53805WN	Appliance Pull	67	BP55268CGB	Knob	77	BP55280PN*	Appliance Pull	50
BP53806BBR*	Appliance Pull	67	BP55268CORB	Knob	77	BP55281BBR	Appliance Pull	50
BP53806BBZ*	Appliance Pull	67	BP55268CPN	Knob	77	BP55281BBZ*	Appliance Pull	50
BP53806G10	Appliance Pull	67	BP55270BBR	Knob	48	BP55281G10	Appliance Pull	50
BP53806ORB	Appliance Pull	67	BP55270BBZ	Knob	48	BP55281ORB	Appliance Pull	50
BP53806PN*	Appliance Pull	67	BP55270G10	Knob	48	BP55281PN*	Appliance Pull	50
BP53806WN	Appliance Pull	67	BP55270GM	Knob	48	BP55311AP	Knob	62
BP538072BBR	Knob	65	BP55270ORB	Knob	48	BP55311BBR	Knob	62
BP538072BBZ	Knob	65	BP55270PN	Knob	48	BP55311BBZ	Knob	62
BP538072G10	Knob	65	BP55271BBR	Knob	48	BP55311CBZ	Knob	62
BP538072ORB	Knob	65	BP55271BBZ	Knob	48	BP55311DOB	Knob	62
BP538072PN	Knob	65	BP55271G10	Knob	48	BP55311G10	Knob	62
BP538072WN	Knob	65	BP55271GM	Knob	48	BP55311PN	Knob	62
BP54001CBZ	Appliance Pull	71	BP55271ORB	Knob	48	BP55312AP	Knob	62
BP54001FB	Appliance Pull	71	BP55271PN	Knob	48	BP55312BBR	Knob	62
BP54001G10	Appliance Pull	71	BP55272BBR	Knob	48	BP55312BBZ	Knob	62
BP54001ORB	Appliance Pull	71	BP55272BBZ	Knob	48	BP55312CBZ	Knob	62
BP54001WN	Appliance Pull	71	BP55272G10	Knob	48	BP55312DOB	Knob	62
BP54008BBR*	Appliance Pull	39	BP55272GM	Knob	48	BP55312G10	Knob	62
BP54008BBZ*	Appliance Pull	39	BP55272ORB	Knob	48	BP55312PN	Knob	62
BP54008CBZ	Appliance Pull	39	BP55272PN	Knob	48	BP55316AP	Pull	63
BP54008CSG9	Appliance Pull	39	BP55273BBR	Knob	48	BP55316BBR	Pull	63
BP54008GM	Appliance Pull	39	BP55273BBZ	Knob	48	BP55316BBZ	Pull	63
BP54008ORB	Appliance Pull	39	BP55273G10	Knob	48	BP55316CBZ	Pull	63
BP54008PN	Appliance Pull	39	BP55273GM	Knob	48	BP55316DOB	Pull	63
BP54008SS	Appliance Pull	39	BP55273ORB	Knob	48	BP55316G10	Pull	63
BP54021G10	Appliance Pull	58	BP55273PN	Knob	48	BP55316PN	Pull	63
BP54021GPH	Appliance Pull	58	BP55274BBR	Pendant	50	BP55317AP	Pull	63
BP54022G10	Appliance Pull	58	BP55274BBZ	Pendant	50	BP55317BBR	Pull	63
BP54022GPH	Appliance Pull	58	BP55274G10	Pendant	50	BP55317BBZ	Pull	63
BP54023BBR*	Appliance Pull	61	BP55274GM	Pendant	50	BP55317CBZ	Pull	63
BP54023BBZ*	Appliance Pull	61	BP55274ORB	Pendant	50	BP55317DOB	Pull	63
BP54023G10	Appliance Pull	61	BP55274PN	Pendant	50	BP55317G10	Pull	63
BP54023GPH	Appliance Pull	61	BP55275BBR	Pull	49	BP55317PN	Pull	63
BP54023ORB*	Appliance Pull	61	BP55275BBZ	Pull	49	BP55319AP	Pull	63
BP54023PN*	Appliance Pull	61	BP55275G10	Pull	49	BP55319BBR	Pull	63
BP54024BBR*	Appliance Pull	61	BP55275GM	Pull	49	BP55319BBZ	Pull	63
BP54024BBZ*	Appliance Pull	61	BP55275ORB	Pull	49	BP55319CBZ	Pull	63
BP54024G10	Appliance Pull	61	BP55275PN	Pull	49	BP55319DOB	Pull	63
BP54024GPH	Appliance Pull	61	BP55276BBR	Pull	49	BP55319G10	Pull	63
BP54024ORB*	Appliance Pull	61	BP55276BBZ	Pull	49	BP55319PN	Pull	63
BP54024PN*	Appliance Pull	61	BP55276G10	Pull	49	BP55321AP	Pull	63
BP54025BBR*	Appliance Pull	39	BP55276GM	Pull	49	BP55321BBR	Pull	63
BP54025BBZ*	Appliance Pull	39	BP55276ORB	Pull	49	BP55321BBZ	Pull	63
BP54025CBZ	Appliance Pull	39	BP55276PN	Pull	49	BP55321CBZ	Pull	63
BP54025ORB	Appliance Pull	39	BP55277BBR	Pull	49	BP55321DOB	Pull	63
BP54025PN*	Appliance Pull	39	BP55277BBZ	Pull	49	BP55321G10	Pull	63
BP54025SS	Appliance Pull	39	BP55277G10	Pull	49	BP55321PN	Pull	63
BP55243G10	Pull	82	BP55277GM	Pull	49	BP55322AP	Appliance Pull	64
BP55243ORB	Pull	82	BP55277ORB	Pull	49	BP55322BBR*	Appliance Pull	64
BP55243PN	Pull	82	BP55277PN	Pull	49	BP55322BBZ*	Appliance Pull	64
BP55244G10	Pull	82	BP55278BBR	Pull	49	BP55322CBZ	Appliance Pull	64
BP55244ORB	Pull	82	BP55278BBZ	Pull	49	BP55322DOB	Appliance Pull	64

* Launching later in 2018.

PRODUCT INDEX

Product No.	Type	Pg	Product No.	Type	Pg	Product No.	Type	Pg
BP55322G10*	Appliance Pull	64	BP55346CBZ	Pull	75	BP76312G10	Pull	40
BP55322PN	Appliance Pull	64	BP55346G10	Pull	75	BP7631326D	Pull	40
BP55323AP	Appliance Pull	64	BP55346GB	Pull	75	BP76313CS26	Pull	41
BP55323BBR*	Appliance Pull	64	BP55346GM	Pull	75	BP76313CS26D	Pull	41
BP55323BBZ*	Appliance Pull	64	BP55346ORB	Pull	75	BP76313CS3	Pull	41
BP55323CBZ	Appliance Pull	64	BP55346PN	Pull	75	BP76313CSG10	Pull	41
BP55323DOB	Appliance Pull	64	BP55346VB	Pull	75	BP802PBK	Knob	94
BP55323G10*	Appliance Pull	64	BP55347BBR	Pull	75	BP802PW	Knob	94
BP55323PN	Appliance Pull	64	BP55347BBZ	Pull	75	BP803PBK	Pull	94
BP55324AP	Appliance Pull	64	BP55347CBZ	Pull	75	BP803PW	Pull	94
BP55324BBR*	Appliance Pull	64	BP55347G10	Pull	75	BP86526	Pull	40
BP55324BBZ*	Appliance Pull	64	BP55347GB	Pull	75	BP86526D	Pull	40
BP55324CBZ	Appliance Pull	64	BP55347GM	Pull	75	BP865CS26	Pull	41
BP55324DOB	Appliance Pull	64	BP55347ORB	Pull	75	BP865CS26D	Pull	41
BP55324G10*	Appliance Pull	64	BP55347PN	Pull	75	BP865CS3	Pull	41
BP55324PN	Appliance Pull	64	BP55347VB	Pull	75	BP865CSG10	Pull	41
BP55340BBR	Knob	74	BP55348BBR*	Appliance Pull	76	BP865G10	Pull	40
BP55340BBZ	Knob	74	BP55348BBZ*	Appliance Pull	76	BP86726D	Pull	40
BP55340CBZ	Knob	74	BP55348CBZ	Appliance Pull	76	BP867CS26D	Pull	41
BP55340G10	Knob	74	BP55348G10	Appliance Pull	76	BP867CSG10	Pull	41
BP55340GB	Knob	74	BP55348GB	Appliance Pull	76	BP867G10	Pull	40
BP55340GM	Knob	74	BP55348ORB	Appliance Pull	76	BP9362BBR	Pull	18
BP55340ORB	Knob	74	BP55348PN*	Appliance Pull	76	BP9362BBZ	Pull	18
BP55340PN	Knob	74	BP55348VB	Appliance Pull	76	BP9362G10	Pull	18
BP55340VB	Knob	74	BP55349BBR*	Appliance Pull	76	BP9362ORB	Pull	18
BP55341BBR	Knob	73	BP55349BBZ*	Appliance Pull	76	BP9362PN	Pull	18
BP55341CBZ	Knob	73	BP55349CBZ	Appliance Pull	76	BP9365G10	Cup Pull	80
BP55341G10	Knob	73	BP55349G10	Appliance Pull	76	BP9365ORB	Cup Pull	80
BP55341GB	Knob	73	BP55349GB	Appliance Pull	76	BP97926D	Pull	42
BP55341GM	Knob	73	BP55349ORB	Appliance Pull	76	H55440ORB	Individual Hook	97
BP55341ORB	Knob	73	BP55349PN*	Appliance Pull	76	H55440S	Individual Hook	97
BP55341PN	Knob	73	BP55349VB	Appliance Pull	76	H55445AS	Individual Hook	95
BP55341VB	Knob	73	BP55350BBR*	Appliance Pull	76	H55445CBZ	Individual Hook	95
BP55342BBR	Knob	73	BP55350BBZ*	Appliance Pull	76	H55445G10	Individual Hook	95
BP55342BBZ	Knob	73	BP55350CBZ	Appliance Pull	76	H55445GB	Individual Hook	95
BP55342CBZ	Knob	73	BP55350G10	Appliance Pull	76	H55445GW	Individual Hook	95
BP55342G10	Knob	73	BP55350GB	Appliance Pull	76	H55445ORB	Individual Hook	95
BP55342GB	Knob	73	BP55350ORB	Appliance Pull	76	H55445S	Individual Hook	95
BP55342GM	Knob	73	BP55350PN*	Appliance Pull	76	H55451AS	Individual Hook	96
BP55342ORB	Knob	73	BP55350VB	Appliance Pull	76	H55451CBZ	Individual Hook	96
BP55342PN	Knob	73	BP55360G10	Knob	22	H55451G10	Individual Hook	96
BP55342VB	Knob	73	BP55360GPH	Knob	22	H55451GB	Individual Hook	96
BP55343BBR	Pull	74	BP55364G10	Pull	22	H55451GW	Individual Hook	96
BP55343BBZ	Pull	74	BP55364GPH	Pull	22	H55451ORB	Individual Hook	96
BP55343CBZ	Pull	74	BP55365G10	Pull	22	H55451S	Individual Hook	96
BP55343G10	Pull	74	BP55365GPH	Pull	22	H5545726	Individual Hook	98
BP55343GB	Pull	74	BP55367G10	Pull	22	H55457AS	Individual Hook	98
BP55343GM	Pull	74	BP55367GPH	Pull	22	H55457CBZ	Individual Hook	98
BP55343ORB	Pull	74	BP55368G10	Pull	22	H55457G10	Individual Hook	98
BP55343PN	Pull	74	BP55368GPH	Pull	22	H55457GB	Individual Hook	98
BP55343VB	Pull	74	BP55369G10	Appliance Pull	23	H55457GW	Individual Hook	98
BP55344BBR	Pull	75	BP55369GPH	Appliance Pull	23	H55457ORB	Individual Hook	98
BP55344BBZ	Pull	75	BP55370G10	Appliance Pull	23	H55457S	Individual Hook	98
BP55344CBZ	Pull	75	BP55370GPH	Appliance Pull	23	H55465AS	Individual Hook	96
BP55344G10	Pull	75	BP55371G10	Appliance Pull	23	H55465G10	Individual Hook	96
BP55344GB	Pull	75	BP55371GPH	Appliance Pull	23	H55465GB	Individual Hook	96
BP55344GM	Pull	75	BP69153G10	Pull	43	H55465ORB	Individual Hook	96
BP55344ORB	Pull	75	BP7631226	Pull	40	H55465S	Individual Hook	96
BP55344PN	Pull	75	BP7631226D	Pull	40	H55472BBZ	Individual Hook	97
BP55344VB	Pull	75	BP76312CS26	Pull	41	H55472S	Individual Hook	97
BP55346BBR	Pull	75	BP76312CS26D	Pull	41			
BP55346BBZ	Pull	75	BP76312CSG10	Pull	41			

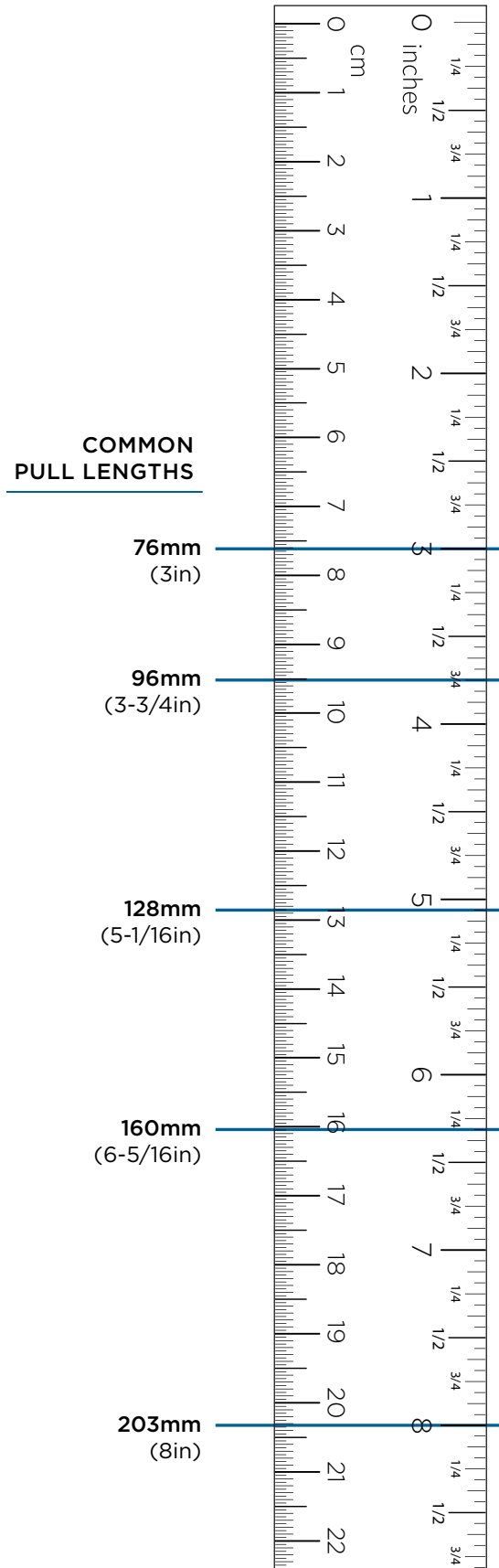
* Launching later in 2018.

METRIC & US CONVERSIONS

For your reference, we've created this to-scale ruler to help you measure the length of various pulls.

Conversion Chart		
mm	inch	
1	1/32	0.031
1.5	1/16	0.063
3	1/8	0.125
5	3/16	0.188
6	1/4	0.250
8	5/16	0.313
9.5	3/8	0.375
11	7/16	0.438
13	1/2	0.500
14	9/16	0.563
16	5/8	0.625
17.5	11/16	0.688
19	3/4	0.750
20.5	13/16	0.813
22	7/8	0.875
24	15/16	0.938
25.4	1	1.000

Metric and U.S. Conversions		
When You Know	Multiply By	To Find
millimeters	0.039	inches
centimeters	0.394	inches
inches	25.40	millimeters
inches	2.54	centimeters



CELEBRATING 90 YEARS



EST. 1928

CONTACT US

CUSTOMER SERVICE

10115 Kincey Ave, Suite 210
Huntersville, NC 28078

amerock.customersupport@amerock.com

P: 1-800-435-6959

F: 1-800-618-6733

Amerock.com

