

MODEL N-24 MULTILEVEL PARK GRILL



Model N-24/S B2 with Optional Utility Back Shelf

- **Four cooking height levels with easy grate adjustment in slots die-cut from the steel sides of grill box**
- **Firebox is reinforced with flares die-formed into front edges of side panels**
- **Integral ash retainer flange combats heat warpage and prevents ashes from falling from the firebox**
- **Gusset reinforced bottom prevents heat warpage**
- **Theft-proof base attachment**
- **Full 360° rotation for draft control**
- **Public use-type spring grips of coiled steel bar**
- **Economic design, quality construction**
- **Utility shelf option**

AVAILABLE OPTIONS

- Back Utility Shelf
- Swivel Utility Shelf
- Portable Disk Base
- Bolt-down Base Plate Base
- Grill Cover

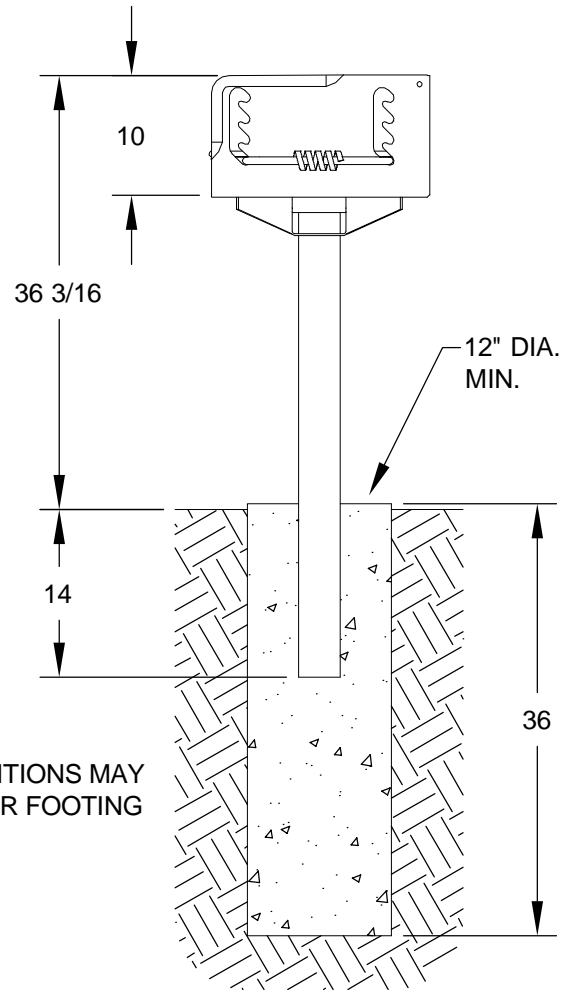
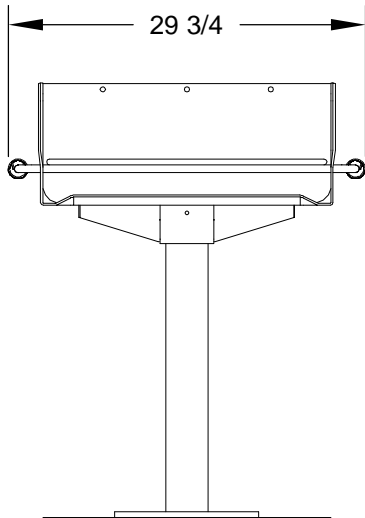
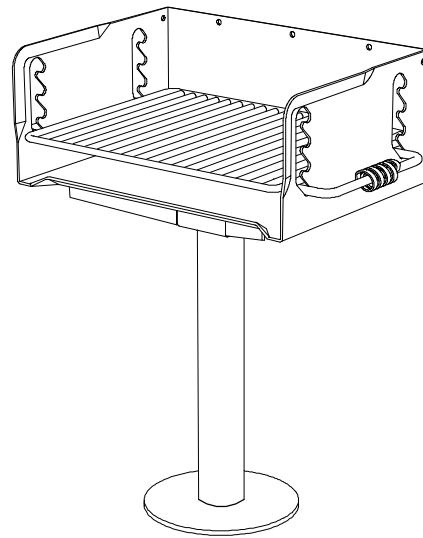
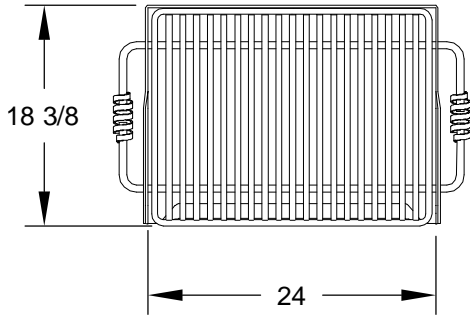
SPECIFICATIONS:

- **Model N-24 B2** has a 432 sq. in. grate that adjusts to 4 levels between 3-1/2" and 8-3/4" above the firebed in a 18" x 24" x 10" high firebox.
- Firebox and swivel mechanism are constructed entirely of 3/16" plate steel with integral ash flange die-formed into front edge to retain ashes and provide reinforcement. Panel reinforcing flares are die-formed into the front edges of both side panels. Firebox is reinforced by four 3/16" steel gussets on the underside to prevent heat warpage. All exposed corners are rounded to 1-1/2" radius and all edge connections shall be entirely welded. Allowance for drainage is provided.
- Grate is constructed from 5/8" dia. A-36 steel bars for support handles and 1/2" dia. A-36 steel bars spaced 1-1/8" on centers to provide the grate surface and are permanently attached to firebox.
- Grate is provided with two substantially constructed spring coil grips suitable for public use made from 1/8" x 1/2" steel flat bar (not wire springs).
- Grill is permanently attached after base installation by means of absolutely theft-proof base attachment allowing continuous rotation of grill in either direction.
- **Standard:** Grill is supported by a 3-1/2" O.D. x 40" long steel pipe for permanent installation in concrete footing (indicated by B2 in model no., e.g. N-24 B2).
- Entire unit is finished in high temperature, heat resistant, nontoxic black enamel.
- **Optional: Model S3** is a 3/16" x 7" x 19-1/4" steel plate utility shelf that bolts to back side of fire box. Add /S to model no., e.g. N-24/S B2.
- **Optional:** A swivel utility shelf (Model S6) is available. Shelf is constructed of a 8" x 16" x 7 ga. steel plate bolted to a 3/16" x 1-3/4" x 20-1/2" flat steel bar welded to a steel collar that rotates around the base post. Shelf must be installed on post before grill is installed. For details – please inquire.
- **Optional:** Grill is provided with a bolt-down base plate base for hard surface mounting applications. Replace "B2" in model no. with "B3", e.g. N-24/S B3.
- **Optional:** Grill is provided with a portable disc base. Replace "B2" in model no. with "B4", e.g. N-24/S B4.
- **Optional: Model GC/B-2** rear hinged Grill Cover is a 25" x 18-3/8" x 5" canopy with enclosed ends constructed of formed and welded 14 ga. steel. Two 3/8" carriage bolts with locking nuts act as the hinge points. A handle constructed of a 1/8" x 1/2" coil spring grip and 1/2" dia. steel bars attached to one side of the cover. Finished in high temperature, nontoxic black enamel. Cover can not be used with optional Model S3 shelf. Order as separate item, GC/B-2.

RJThomas Mfg. Co., Inc.

PO Box 946 • Cherokee, IA 51012-0946 • PH: 712-225-5115 • 800-762-5002 • FAX: 712-225-5796
E-mail: pilotrock@rjthomas.com • Web Site: <http://www.pilotrock.com>

© 2008 RJThomas Mfg. Co., Inc. PILOT ROCK® Park Products is a registered trademark of RJThomas Mfg. Co., Inc.



NOTE:
LOCAL SOIL CONDITIONS MAY
REQUIRE A LARGER FOOTING

ALL DIMENSIONS IN INCHES

RJThomas
Mfg. Co., Inc.
P.O. Box 946
Cherokee, IA 51012

TITLE MODEL N-24 PARK GRILL WITH B2 BASE

DRAWN BY	WWM
DATE	10-28-08
DWG. NO.	AI-1432